

SENATOR

AD-LIB TABLES

AD-LIB TABLES

Looking at how people work, the Ad-Lib range has evolved and now offers new top shapes and sizes.

With technology at the forefront of the design; power, AV and USB outlets are conveniently located under the desk surface and accessed through an easily removable polished acrylic cable access tray which sits neatly on a cable tidy porthole. The tables feature an innovative tech knit sock which also acts as cable management when used with an integrated power module.

AD-LIB TABLES

STANDARD FEATURES (*Selected models only)

- 4 star base tables utilize an aluminum base and top casting with a steel riser
- Shrouded 4 star base tables utilize an aluminum framework covered in a technical knitted fabric
- Single Leg tables utilize an aluminum ski and top castings with steel risers and twin steel beams
- Shrouded 'V' leg tables utilize an aluminum ski and top casting with steel risers covered in a technical knitted fabric
- Leveling adjusters
- 1" TFL (Edge 69) & tops

OPTIONAL FEATURES

- Range of top shapes including: soft square, circular, rectangular, soft rectangular, 'V' and 'U' shaped meeting tables
- Optional in table power module
- Vertical cable riser

PERFORMANCE STANDARDS

- Designed to conform to and where applicable is tested to the following standards:
- BIFMA X5.5 × 2014
 - SCS-EC10.3-2014 v. 3.0 Indoor Advantage Gold**

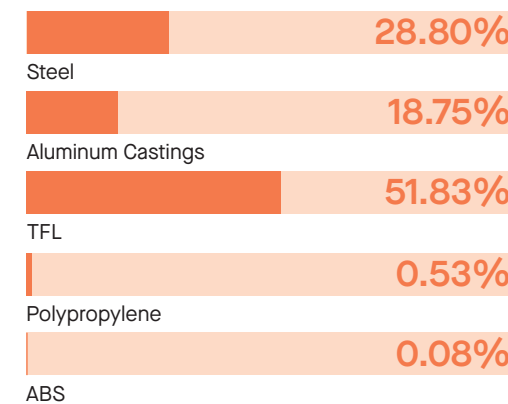


LEG TYPES



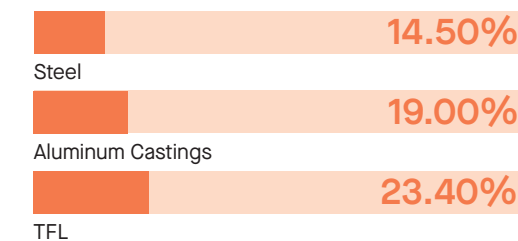
MATERIAL CONTENT

Components are constructed of the following



RECYCLED CONTENT

Contains up to 56.90% of Recycled Material



RECYCLABILITY

The range is 99% recyclable

99%



DESIGN

PearsonLloyd

The London based practice takes a collaborative approach to its work, embracing the restrictions imposed by production, the market and all the other factors that define a brief. Their work is grounded in research and at

the core is an attempt to understand the relationship between a product, its place, and the way people use it. It is this innovative thinking that earned PearsonLloyd a Red Dot Award for the design of Ad-Lib for Senator.

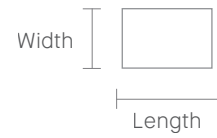
STATEMENT OF LINE

Back to Index

STATEMENT OF LINE

AD-LIB SINGLE LEG TABLES

Rectangle with Single Leg

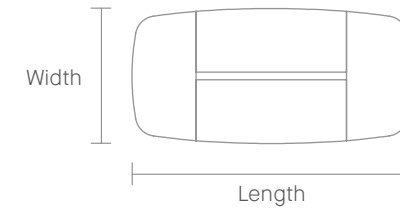


108" is a two piece top

	48" L	54" L	60" L	72" L	78" L	84" L	96" L	108" L
30" W	●	●	●	●	●	-	-	-
36" W	-	-	●	●	●	●	-	-
42" W	-	-	●	●	●	●	●	●

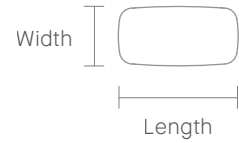
AD-LIB SINGLE LEG TABLES

Soft Rectangle Conference Table



	144" L	156" L	162" L	174" L
70" W	●	-	●	-
82" W	-	●	-	●

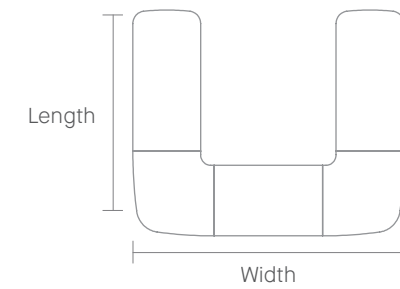
Soft Rectangle with Single Leg



108" & 120" is a two piece top

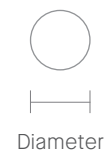
	72" L	78" L	84" L	96" L	108" L	120" L
36" W	●	-	-	-	-	-
42" W	-	●	●	●	●	●

'U' Shape Conference Table



	116" L	126" L	134" L	144" L
138" W	●	-	●	-
158" W	-	●	-	●

Round with 4 Star Base



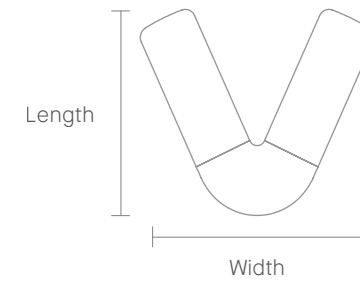
Round coffee

Round

Round café

	16" H	29" H	41" H
30" D	●	●	●
36" D	-	●	-

'V' Shape with Round Back Conference Table



	120" L	123" L	136" L	139" L
124" W	●	-	-	-
138" W	-	-	●	-
142" W	-	●	-	-
155" W	-	-	-	●

Soft Square with 4 Star Base



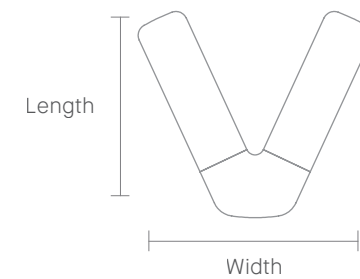
Soft square coffee

Soft square

Soft square café

	16" H	29" H	41" H
30" Wx30" L	●	●	●
36" Wx36" L	-	●	-

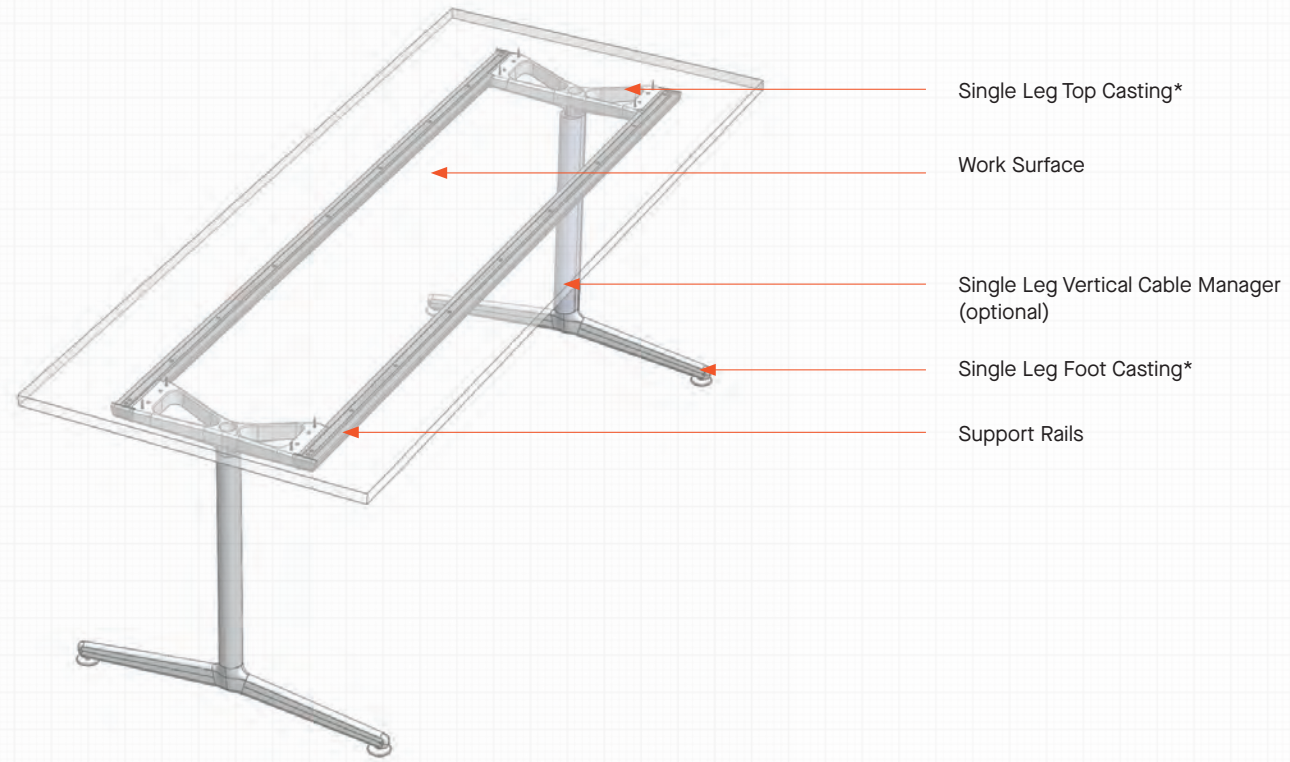
'V' Shape with Flat Back Conference Table




	117" L	123" L	133" L	139" L
124" W	●	-	-	-
138" W	-	-	●	-
142" W	-	●	-	-
155" W	-	-	-	●

AD-LIB SINGLE LEG TABLES

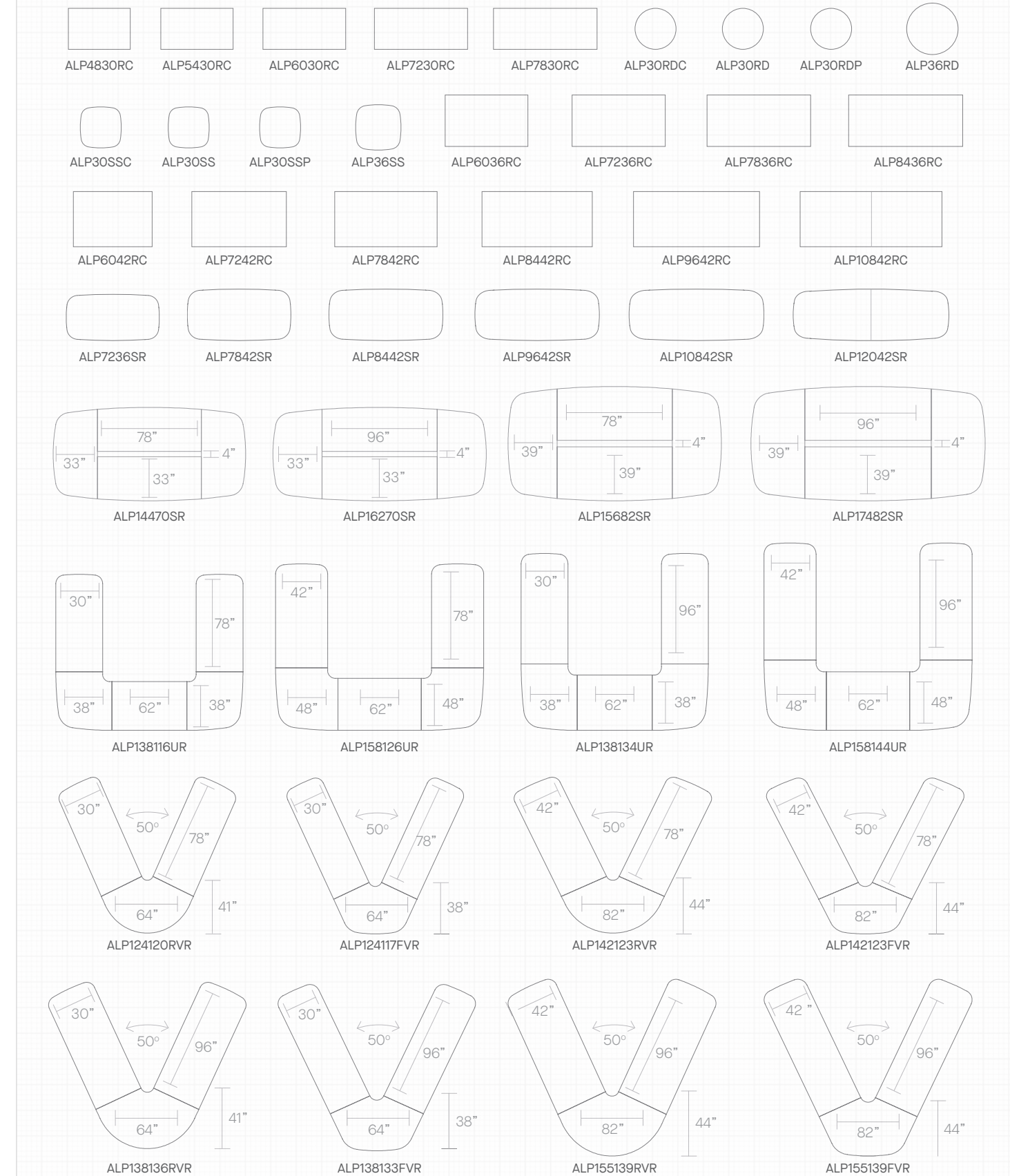
SINGLE LEG MEETING TABLES AND CONFERENCE TABLES



4 STAR BASE TABLE



* Top Casting & Foot Casting Available in Polished Chrome



AD-LIB SINGLE LEG TABLES

FRAMEWORK



Single Legs

Single Legs are used on all rectangular, soft rectangular and conference tables 42" deep and below.



Pillar Single Legs

Pillar Single Legs are used on conference tables to reduce space by eliminating the foot and replacing it with an adjustable glide. This maximizes the usable space around the corners of the tables.



4 Star Pillar Base

The single pillar 4 star base is used on small 30" and 36" round, and 30" x 30" and 36" x 36" soft square tables. The frame is available at 16" (coffee), 29" (meeting) and 41" (café) heights for various uses.

CABLE MANAGEMENT (OPTIONAL)



Horizontal Cable Management

Power and data are fed from the floor, up the side of the leg and along the underside of the top and through the optional fabric horizontal cable manager, where it meets the in desk power unit.



Vertical Cable Management

Vertical cable management for the Single Leg is provided in the form of an optional clip on aluminum extrusion cable channel which attaches directly to the Single Leg and requires no tools for assembly.

POWER AND ACCESSORIES (OPTIONAL)



Accessories

In conjunction with the power units a range of accessories are available. The tray is included with each power unit option and a pen pot and an accessory box can be added if required.



Code A & B

The meeting table optional power and power/AV units are available in all tables with a shrouded V leg or Single Leg.

* Click here to see power option details



Code E

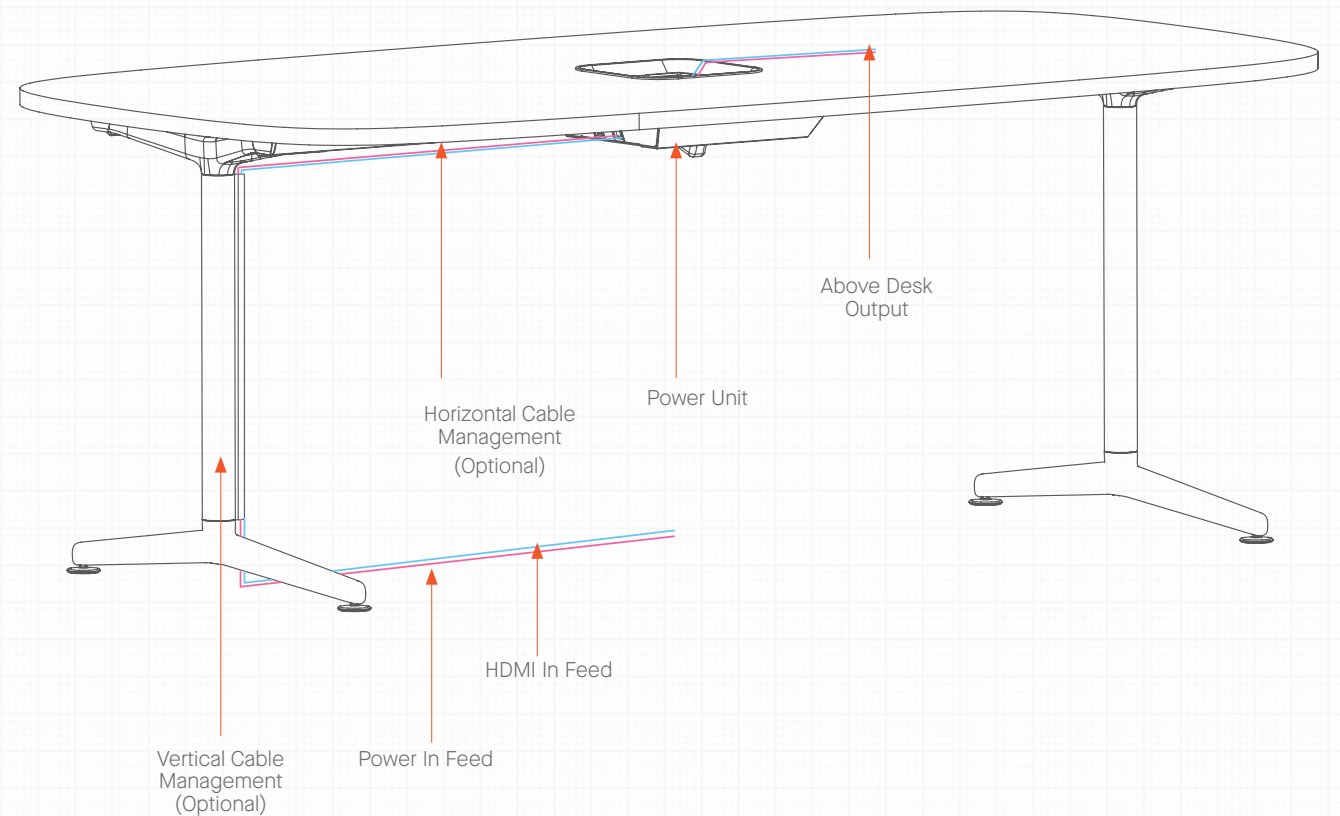
Desk mountable power units are also available for all conference Single Leg tables and are clamped to the desk surface.

SINGLE LEG MEETING TABLES AND CONFERENCE TABLES

Ad-Lib table power is fed from the floor through a floor box (or similar output) and up through the optional aluminum vertical cable riser which discretely covers the cables. The cables then run through the optional fabric horizontal cable riser to the table power unit which is located in the center of the table top.

Desk top accessories/chargers plug directly into the top of the power unit and exit through the cable porthole fixed into the top. This is accessed by lifting the cable port tray to reveal the outlets underneath.

* Two options of power unit are available, 4 power only (A) and 4 power with 4 powered USB and 1 HDMI (B).





AD-LIB SINGLE LEG TABLES

Rectangular tables	TFL  (Edge 69)	Optional Polished Leg Castings	Electrical Options	Usually Seats	
ALP4830RC • Rectangle • 29"h • 48" x 30" • 2 Legs	1,890	+ \$96	A,B SEE NOTE 1	4	
ALP5430RC • Rectangle • 29"h • 54" x 30" • 2 Legs	1,909	+ \$96	A,B SEE NOTE 1	4	
ALP6030RC • Rectangle • 29"h • 60" x 30" • 2 Legs	1,949	+ \$96	A,B SEE NOTE 1	4-6	
ALP7230RC • Rectangle • 29"h • 72" x 30" • 2 Legs	1,997	+ \$96	A,B SEE NOTE 1	4-6	
ALP7830RC • Rectangle • 29"h • 78" x 30" • 2 Legs	2,051	+ \$96	A,B SEE NOTE 1	6	

Note 1: When ordering electrics, add a suffix to the product code noting the power module required. (For example ALP4830RC-A). This will provide the table with the required cutout which will be located centrally in the top. Power modules to be ordered separately, [Click here to see Power Modules.](#)

All prices listed in USD \$
Ships KD = Knock Down (Assembly Required)

AD-LIB SINGLE LEG TABLES

Rectangular tables	TFL  (Edge 69)	Optional Polished Leg Castings	Electrical Options	Usually Seats	
ALP6036RC • Rectangle • 29"h • 60" x 36" • 2 Legs	1,973	+ \$96	A,B SEE NOTE 1	4-6	
ALP7236RC • Rectangle • 29"h • 72" x 36" • 2 Legs	2,025	+ \$96	A,B SEE NOTE 1	4-6	
ALP7836RC • Rectangle • 29"h • 78" x 36" • 2 Legs	2,069	+ \$96	A,B SEE NOTE 1	6	
ALP8436RC • Rectangle • 29"h • 84" x 36" • 2 Legs	2,138	+ \$96	A,B SEE NOTE 1	6-8	
ALP6042RC • Rectangle • 29"h • 60" x 42" • 2 Legs	1,996	+ \$96	A,B SEE NOTE 1	4-6	
ALP7242RC • Rectangle • 29"h • 72" x 42" • 2 Legs	2,063	+ \$96	A,B SEE NOTE 1	4-6	
ALP7842RC • Rectangle • 29"h • 78" x 42" • 2 Legs	2,097	+ \$96	A,B SEE NOTE 1	6	
ALP8442RC • Rectangle • 29"h • 84" x 42" • 2 Legs	2,145	+ \$96	A,B SEE NOTE 1	6	
ALP9642RC • Rectangle • 29"h • 96" x 42" • 2 Legs	2,242	+ \$96	A,B SEE NOTE 1	6-8	
ALP10842RC • Rectangle • 29"h • 108" x 42" • 3 Legs	3,290	+ \$142	A,B SEE NOTE 1	8	 2 Tops

Note 1: When ordering electrics, add a suffix to the product code noting the power module required. (For example ALP4830RC-A) This will provide the table with the required cutout which will be located centrally in the top. Power module to be ordered separately, [Click here to see details.](#)

All prices listed in USD \$
Ships KD = Knock Down (Assembly Required)

Note 2: When ordering electrics, add a suffix to the product code noting the power module required. (For example ALP10842RC-A) This will provide the table with the two required cutouts which will be located centrally in each of the tops. Power modules to be ordered separately, [Click here to see details.](#)

Finishes & Features Available...

Leg & Frame Colors	GS Slate Grey BL Black LGR Light Grey
TFL (Edge 69)	HD Highland Oak UM Urban Maple WH White AT Autumn WK Winter Oak SO Strata Oak CW Carini Walnut DN Denim LY Clay LG Light Gray

To specify your table...

1. Think through the configuration of Table you require
2. Select the Codes of the individual items you need to achieve your configuration
3. Choose Finishes where appropriate: 'top' finishes / frame color / fabric color
4. Consider supporting product, cable management, and accessories








AD-LIB SINGLE LEG TABLES

Soft Rectangular tables	TFL  (Edge 69)	Optional Polished Leg Castings	Electrical Options	Usually Seats	 29"
Edge reference					
ALP7236SR • Soft rectangle • 29"h • 72" x 36" • 2 Legs	2,026	+ \$96	A,B SEE NOTE 1	6	
ALP7842SR • Soft rectangle • 29"h • 78" x 42" • 2 Legs	2,146	+ \$96	A,B SEE NOTE 1	6	
ALP8442SR • Soft rectangle • 29"h • 84" x 42" • 2 Legs	2,193	+ \$96	A,B SEE NOTE 1	6	
ALP9642SR • Soft rectangle • 29"h • 96" x 42" • 2 Legs	2,288	+ \$96	A,B SEE NOTE 1	6-8	
ALP10842SR • Soft rectangle • 29"h • 108" x 42" • 3 Legs	3,374	+ \$142	A,B SEE NOTE 2	8	 2 Tops
ALP12042SR • 2 piece soft rectangle • 29"h • 120" x 42" • 3 Legs	3,383	+ \$142	A,B SEE NOTE 2	8-10	 2 Tops

Note 1: When ordering electrics, add a suffix to the product code noting the power module required. (For example ALP4830RC-A) This will provide the table with the required cutout which will be located centrally in the top. Power module to be ordered separately. Click here to see details. *All prices listed in USD \$*
Ships KD = Knock Down (Assembly Required)

Note 2: When ordering electrics, add a suffix to the product code noting the power module required. (For example ALP10842SR-A) This will provide the table with the two required cutouts which will be located centrally in each of the tops. Power modules to be ordered separately. Click here to see details.

AD-LIB SINGLE LEG TABLES

Round/soft square tables	TFL  (Edge 69)	Optional Polished Leg Castings	Electrical Options	Usually Seats	
Edge reference					
ALP30RDC • Round • 16"h • 30" dia • 1 leg	823	+ \$48	-	2	
ALP30RD • Round • 29"h • 30" dia • 1 leg	857	+ \$48	-	2	
ALP30RDP • Round • 41"h • 30" dia • 1 leg	884	+ \$48	-	2	
ALP36RD • Round • 29"h • 36" dia • 1 leg	884	+ \$48	-	3	
ALP30SSC • Soft Square • 16"h • 30" x 30" • 1 leg	837	+ \$48	-	2	
ALP30SS • Soft Square • 29"h • 30" x 30" • 1 leg	866	+ \$48	-	2	
ALP30SSP • Soft Square • 41"h • 30" x 30" • 1 leg	895	+ \$48	-	2	
ALP36SS • Soft Square • 29"h • 36" x 36" • 1 leg	907	+ \$48	-	4	

All prices listed in USD \$
Ships KD = Knock Down (Assembly Required)






Finishes & Features Available...

Leg & Frame Colors	GS Slate Grey BL Black LGR Light Grey
TFL (Edge 69)	HD Highland Oak UM Urban Maple WH White AT Autumn WK Winter Oak SO Strata Oak CW Carini Walnut DN Denim LY Clay LG Light Gray

To specify your table...

1. Think through the configuration of Table you require
2. Select the Codes of the individual items you need to achieve your configuration
3. Choose Finishes where appropriate: 'top' finishes / frame color / fabric color
4. Consider supporting product, cable management, and accessories

AD-LIB SINGLE LEG TABLES








Soft Rectangular tables / Round ended 'U' tables	TFL (Edge 69)	Optional Polished Leg Castings	Electrical Options	Usually Seats	
Edge reference					
ALP14470SR • Soft Rectangle • 29"h • 33" depth tops • 144" x 70" • 8 Legs	11,845	+ \$380	E SEE NOTE 1	10-12	
ALP16270SR • Soft Rectangle • 29"h • 33" depth tops • 162" x 70" • 8 Legs	11,778	+ \$380	E SEE NOTE 1	12-14	
ALP15682SR • Soft Rectangle • 29"h • 39" depth tops • 156" x 82" • 8 Legs	11,808	+ \$380	E SEE NOTE 1	14-16	
ALP17482SR • Soft Rectangle • 29"h • 39" depth tops • 174" x 82" • 8 Legs	11,971	+ \$380	E SEE NOTE 1	16-18	
ALP138116UR • Round Ended U • 29"h • 30" depth tops • 116" x 138" • 8 Legs	8,470	+ \$380	E SEE NOTE 1	10-12	
ALP158126UR • Round Ended U • 29"h • 42" depth tops • 126" x 158" • 8 Legs	8,729	+ \$380	E SEE NOTE 1	10-13	
ALP138134UR • Round Ended U • 29"h • 30" depth tops • 134" x 138" • 8 Legs	8,701	+ \$380	E SEE NOTE 1	12-14	
ALP158144UR • Round Ended U • 29"h • 42" depth tops • 144" x 158" • 8 Legs	8,999	+ \$380	E SEE NOTE 1	12-15	

Note 1: Power module to be ordered separately, [Click here to see details.](#)

All prices listed in USD \$

Ships KD = Knock Down (Assembly Required)

AD-LIB SINGLE LEG TABLES

Soft Rectangular tables / Round ended 'U' tables	TFL (Edge 69)	Optional Polished Leg Castings	Electrical Options	Usually Seats	
Edge reference					
ALP124120RVR • Round 'V' with Round Ends • 29"h • 30" depth tops • 120" x 124" • 5 Legs	5,587	+ \$238	E SEE NOTE 1	6-8	
ALP124117FVR • Flat 'V' with Round Ends • 29"h • 30" depth tops • 117" x 124" • 5 Legs	5,587	+ \$238	E SEE NOTE 1	7-9	
ALP142123RVR • Round 'V' with Round Ends • 29"h • 42" depth tops • 123" x 142" • 5 Legs	5,700	+ \$238	E SEE NOTE 1	6-8	
ALP142123FVR • Flat 'V' with Round Ends • 29"h • 42" depth tops • 123" x 142" • 5 Legs	5,700	+ \$238	E SEE NOTE 1	7-9	
ALP138136RVR • Round 'V' with Round Ends • 29"h • 30" depth tops • 136" x 138" • 5 Legs	5,847	+ \$238	E SEE NOTE 1	8-9	
ALP138133FVR • Flat 'V' with Round Ends • 29"h • 30" depth tops • 133" x 138" • 5 Legs	5,847	+ \$238	E SEE NOTE 1	9	
ALP155139RVR • Round 'V' with Round Ends • 29"h • 42" depth tops • 139" x 155" • 5 Legs	5,969	+ \$238	E SEE NOTE 1	8-9	
ALP155139FVR • Flat 'V' with Round Ends • 29"h • 42" depth tops • 139" x 155" • 5 Legs	5,969	+ \$238	E SEE NOTE 1	9	

Note 1: Power module to be ordered separately, [Click here to see details.](#)

All prices listed in USD \$

Ships KD = Knock Down (Assembly Required)

Finishes & Features Available...

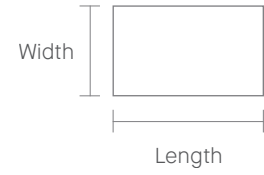
Leg & Frame Colors	GS Slate Grey BL Black LGR Light Grey
TFL (Edge 69)	HD Highland Oak UM Urban Maple WH White AT Autumn WK Winter Oak SO Strata Oak CW Carini Walnut DN Denim LY Clay LG Light Gray

To specify your table...

1. Think through the configuration of Table you require
2. Select the Codes of the individual items you need to achieve your configuration
3. Choose Finishes where appropriate: 'top' finishes / frame color / fabric color
4. Consider supporting product, cable management, and accessories

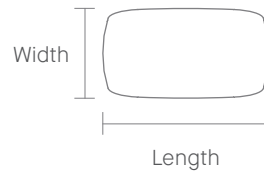
AD-LIB SHROUDED LEG TABLES

Rectangle with Shrouded V Leg



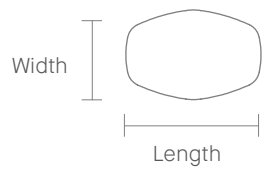
	78" L	84" L	96" L	108" L	120" L	144" L	156" L
48" W	●	●	●	●	●	●	-
54" W	●	●	●	-	●	-	●

Soft Rectangle with Shrouded V Leg



	84" L	96" L	144" L	156" L
48" W	●	●	●	-
54" W	-	-	-	●

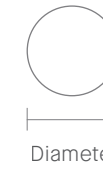
Soft Rectangle with Shrouded V Leg



15	72" L	84" L	96" L	144" L
48" W	●	●	●	●
54" W	●	●	●	●

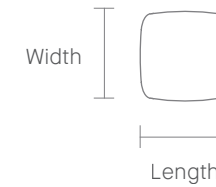
AD-LIB SHROUDED LEG TABLES

Round with Shrouded 4 Star Leg



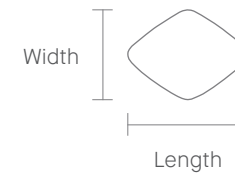
	25" H	29" H
48" D	●	●
60" D	●	●

Soft Square with Shrouded 4 Star Leg



	25" H	29" H
48" L x 48" W	●	●
60" L x 60" W	●	●

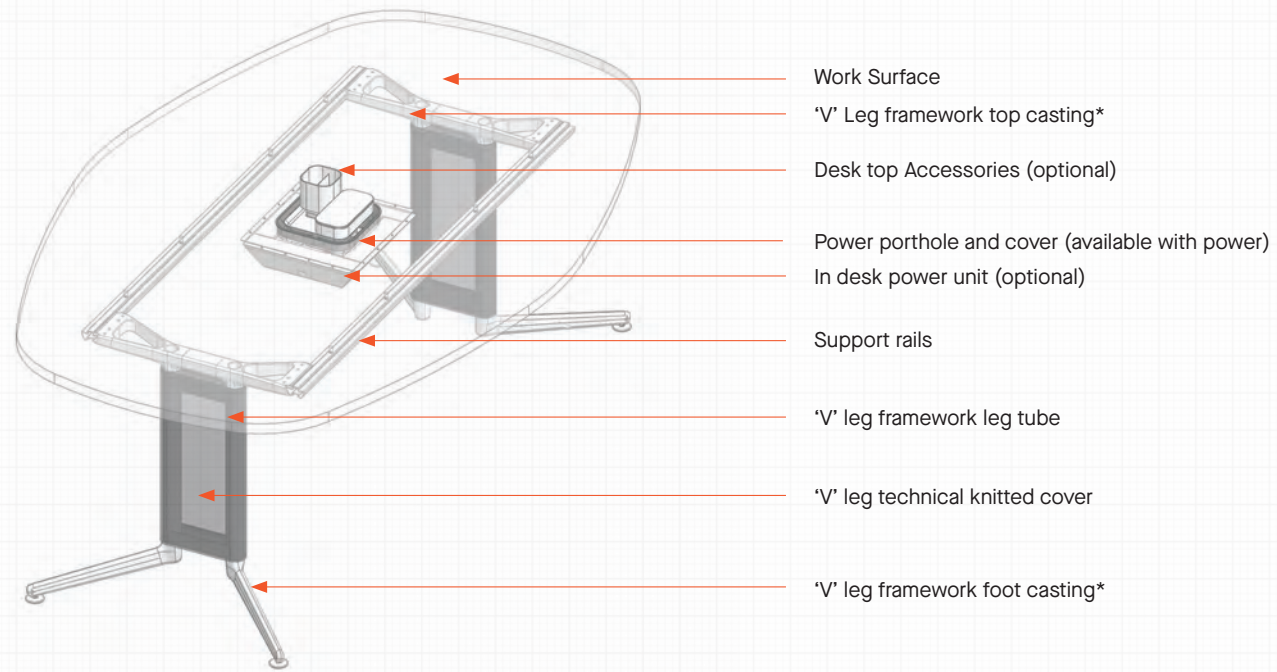
Soft Diamond with Shrouded 4 Star Leg



	25" H	29" H
60" L x 48" W	-	●

AD-LIB SHROUDED LEG TABLES

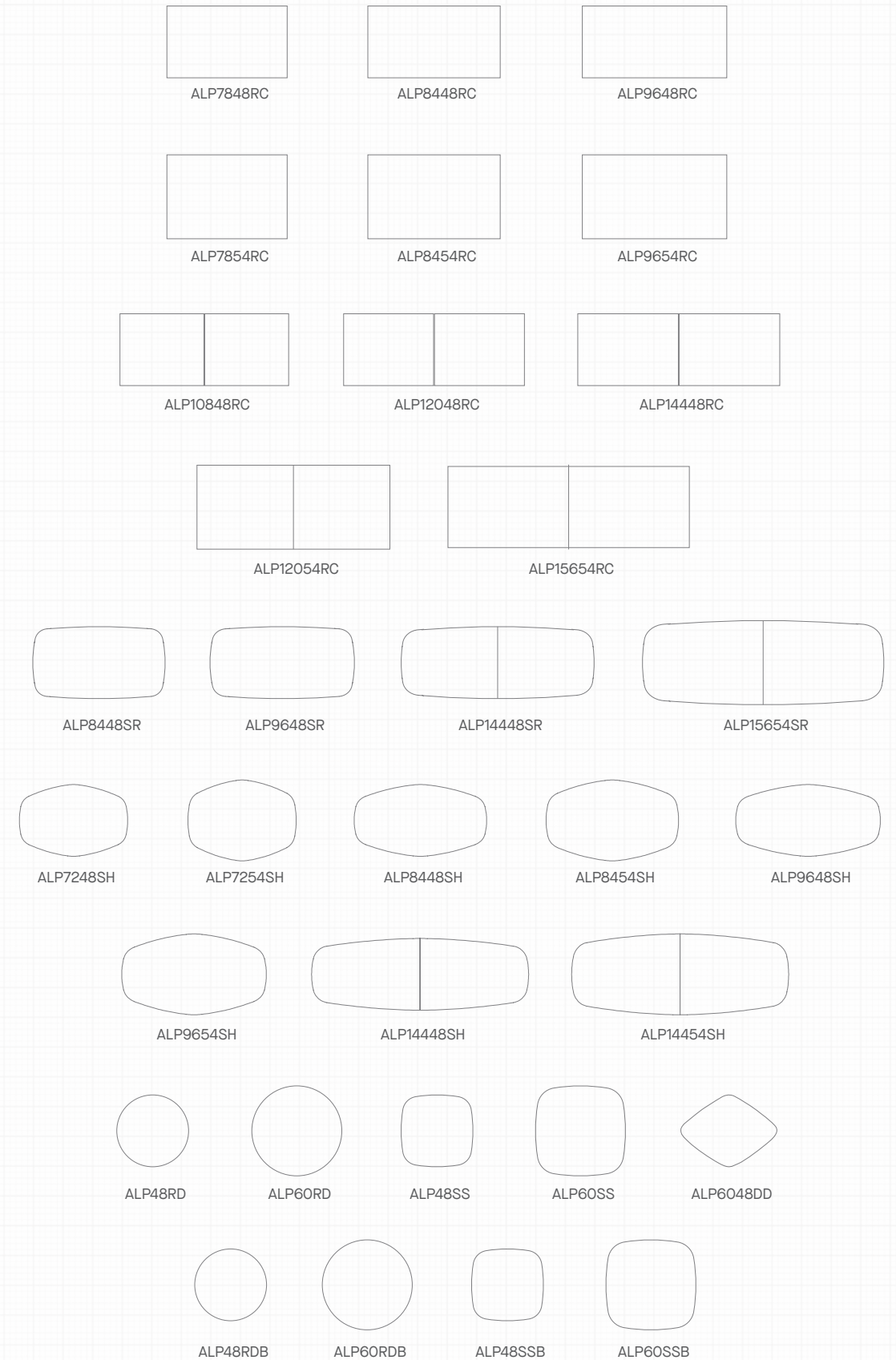
SHROUDED 'V' LEG MEETING TABLES AND CONFERENCE TABLES



SHROUDED 4 STAR BASE TABLE



*Top casting & foot casting available in polished chrome



AD-LIB SHROUDED LEG TABLES

FRAMEWORK



Shrouded 'V' Legs

The shrouded V legs are used on all rectangular, soft rectangular and soft hexagon tables 48" deep and above.

The legs are covered in a technical knitted mesh to conceal any cables from the optional in table power unit taking cables vertically from floor to table top.



Shrouded Mid Legs

A straight mid leg version is available where the table is a multi top construction.

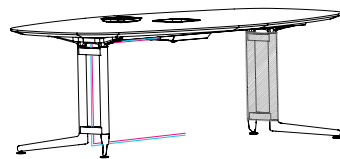


Shrouded 4 Star Base

The 4 star shrouded base is available in 25" or 29" high and is covered with a technical knitted mesh to conceal any power or AV cables from the optional in table power unit.

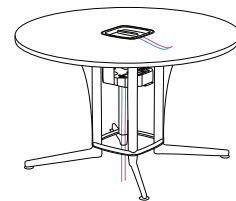
The frame is supported on four aluminum cast feet.

VERTICAL CABLE MANAGEMENT



Shrouded Flying 'V' Legs

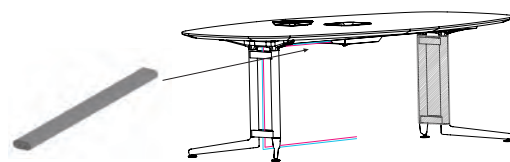
Vertical cable management in the shrouded flying 'V' leg is provided as standard through the access void within the frame allowing cable to run from underneath the top down through the legs.



Shrouded 4 Star Base

Vertical cable management in the shrouded 4 star base is provided through the access void within the frame allowing cables to suspend vertically from the optional in table power unit.

HORIZONTAL CABLE MANAGEMENT (OPTIONAL)



Optional Horizontal cable management is also available to transport power and AV cables along the underside of the top.

Power and AV are fed from the floor up the leg and along the underside of the top, through the fabric horizontal cable manager where it meets the in-desk power unit.

POWER AND ACCESSORIES (OPTIONAL)



Accessories

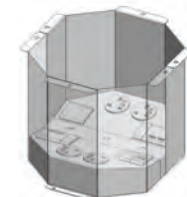
In conjunction with the power units a range of accessories are available. The tray is included with each power unit option and a pen pot and an accessory box can be added if required.



Code A & B

The meeting table optional power and power/AV units are available in all tables with a shrouded V leg or Single Leg.


[* Click here to see power option details](#)



Code C & D

Optional power and power / AV units are available to fit directly to the underside of the tables using the 4 star shrouded base.

[* Click here to see power option details](#)



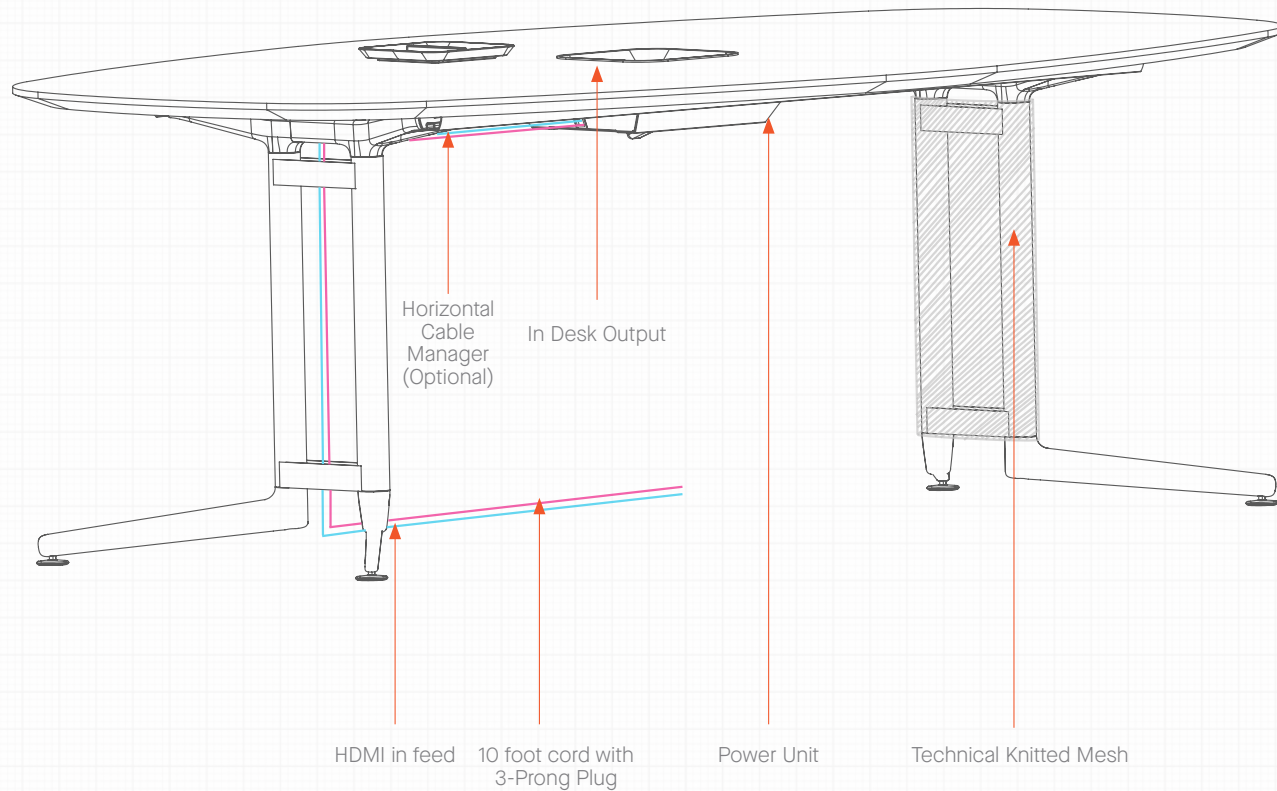
AD-LIB SHROUDED 'V' LEG TABLES

SHROUDED 'V' LEG MEETING TABLES

Ad-Lib meeting table power is fed from the floor through a floor box (or similar output) and up through the technical knitted mesh table leg which discretely covers any cables. The cables then run horizontally through optional horizontal wire managers, to the in table power unit which is located in the table top.

Laptops, mobile devices, and HDMI plug directly into the top of the power unit and exit through the cable porthole fixed into the top. This is accessed by lifting the cable port tray to reveal the outlets underneath.

* Two options of power units are available, 4 power only (A) and 4 power with 4 powered USB and 1 HDMI (B).



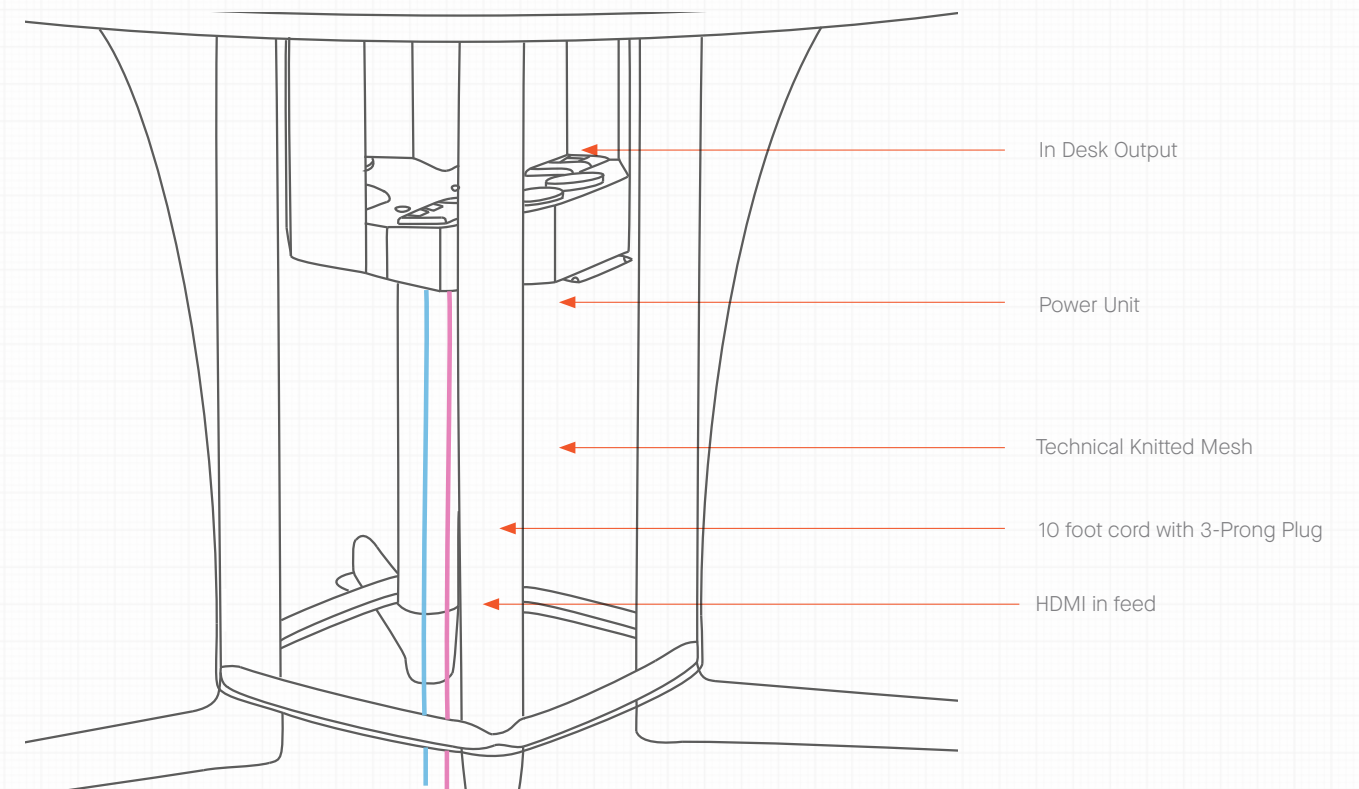
AD-LIB SHROUDED 4 STAR TABLES

SHROUDED 4 STAR BASE MEETING TABLES WITH POWER

Ad-Lib work lounge table power is fed from the floor through a floor box (or a similar output) directly into the table power unit which is located in the table top and is discretely concealed by the table's technical knitted cover.

Laptops, mobile devices, and HDMI plug directly into the top of the power unit and exit through the cable porthole fixed into the top. This is accessed by lifting the cable port tray to reveal the outlets underneath.

* Two options of power units are available, 4 power only (C) and 4 power with 4 powered USB and 1 HDMI (D).









AD-LIB SHROUDED 'V' LEG TABLES

Rectangular Tables	TFL (Edge 69)	Optional Polished Leg Castings	Electrical Options	Usually Seats	
Edge reference					
ALP7848RC • Rectangle • 29"h • 78" x 48" • 2 Legs	3,374	+ \$96	A, B SEE NOTE 1	6	
ALP8448RC • Rectangle • 29"h • 84" x 48" • 2 Legs	3,422	+ \$96	A, B SEE NOTE 1	6-8	
ALP9648RC • Rectangle • 29"h • 96" x 48" • 2 Legs	3,501	+ \$96	A, B SEE NOTE 1	6-8	
ALP7854RC • Rectangle • 29"h • 78" x 54" • 2 Legs	3,405	+ \$96	A, B SEE NOTE 1	6-8	
ALP8454RC • Rectangle • 29"h • 84" x 54" • 2 Legs	3,455	+ \$96	A, B SEE NOTE 1	6-10	
ALP9654RC • Rectangle • 29"h • 96" x 54" • 2 Legs	3,539	+ \$96 + \$96	A, B SEE NOTE 1	8-10	

Note 1: When ordering electrics, add a suffix to the product code noting the power module required. (For example ALP4830RC-A) This will provide the table with the required cutout which will be located centrally in the top. Power modules to be ordered separately. [Click here to see details.](#)

All prices listed in USD \$
Ships KD = Knock Down (Assembly Required)

AD-LIB SHROUDED 'V' LEG TABLES

Rectangular tables	TFL (Edge 69)	Optional Polished Leg Castings	Electrical Options	Usually Seats	
Edge reference					
ALP10848RC • 2-piece Rectangle • 29"h • 108" x 48" • 3 Legs	5,145	+ \$142	A,B SEE NOTE 1	8-10	
ALP12048RC • 2-piece Rectangle • 29"h • 120" x 48" • 3 Legs	5,246	+ \$142	A,B SEE NOTE 1	8-10	
ALP14448RC • 2-piece Rectangle • 29"h • 144" x 48" • 3 Legs	5,321	+ \$142	A,B SEE NOTE 1	8-10	
ALP12054RC • 2-piece Rectangle • 29"h • 120" x 54" • 3 Legs	5,300	+ \$142	A,B SEE NOTE 1	8-12	
ALP15654RC • 2-piece Rectangle • 29"h • 156" x 54" • 3 Legs	5,477	+ \$142	A,B SEE NOTE 1	10-14	

Note 1: When ordering electrics, add a suffix to the product code noting the power module required. (For example ALP10848RC-A) This will provide the table with the two required cutouts which will be located centrally in each of the tops. If electrical options are specified for these tops, two power units are required. Power modules to be ordered separately. [Click here to see details.](#)

All prices listed in USD \$
Ships KD = Knock Down (Assembly Required)





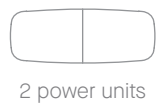
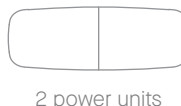
Finishes & Features Available...

Leg & Frame Colors	GS Slate Grey BL Black LGR Light Grey
TFL (Edge 69)	HD Highland Oak UM Urban Maple WH White AT Autumn WK Winter Oak SO Strata Oak CW Carini Walnut DN Denim LY Clay LG Light Gray

To specify your table...

1. Think through the configuration of Table you require
2. Select the Codes of the individual items you need to achieve your configuration
3. Choose Finishes where appropriate: 'top' finishes / frame color / fabric color
4. Consider supporting product, cable management, and accessories

AD-LIB SHROUDED 'V' LEG TABLES

Soft Rectangular Tables	TFL  (Edge 69)	Optional Polished Leg Castings	Electrical Options	Usually Seats	
ALP8448SR • Soft Rectangle • 29"h • 84" x 48" • 2 Legs	3,438	+ \$96	A, B SEE NOTE 1	6	
ALP9648SR • Soft Rectangle • 29"h • 96" x 48" • 2 Legs	3,541	+ \$96	A, B SEE NOTE 1	6-8	
ALP14448SR • Soft Rectangle • 29"h • 144" x 48" • 3 Legs * See Note 2	5,373	+ \$142	A, B SEE NOTE 2	8-10	 2 power units
ALP15654SR • Soft Rectangle • 29"h • 156" x 54" • 3 Legs * See Note 2	5,503	+ \$142	A, B SEE NOTE 2	10-14	 2 power units

Note 1: When ordering electrics, add a suffix to the product code noting the power module required. (For example ALP4830RC-A) This will provide the table with the required cutout which will be located centrally in the top. Power module to be ordered separately, [Click here to see details.](#)


Note 2: When ordering electrics, add a suffix to the product code noting the power module required. (For example ALP14448SR-A) This will provide the table with the two required cutouts which will be located centrally in each of the tops. Power modules to be ordered separately, [Click here to see details.](#)

All prices listed in USD \$
Ships KD = Knock Down (Assembly Required)

Finishes & Features Available...

Leg & Frame Colors	GS Slate Grey BL Black LGR Light Grey
TFL (Edge 69)	HD Highland Oak UM Urban Maple WH White AT Autumn WK Winter Oak SO Strata Oak CW Carini Walnut DN Denim LY Clay LG Light Gray

AD-LIB SHROUDED 'V' LEG TABLES

Soft Hexagon tables	TFL  (Edge 69)	Optional Polished Leg Castings	Electrical Options	Usually Seats	
ALP7248SH • Soft Hexagon • 29"h • 72" x 48" • 2 Legs	3,087	+ \$96	A,B SEE NOTE 1	6	
ALP7254SH • Soft Hexagon • 29"h • 72" x 54" • 2 Legs	3,113	+ \$96	A,B SEE NOTE 1	6	
ALP8448SH • Soft Hexagon • 29"h • 84" x 48" • 2 Legs	3,350	+ \$96	A,B SEE NOTE 1	6-8	
ALP8454SH • Soft Hexagon • 29"h • 84" x 54" • 2 Legs	3,412	+ \$96	A,B SEE NOTE 1	6-8	
ALP9648SH • Soft Hexagon • 29"h • 96" x 48" • 2 Legs	3,423	+ \$96	A,B SEE NOTE 1	8	
ALP9654SH • Soft Hexagon • 29"h • 96" x 54" • 2 Legs	3,541	+ \$96	A,B SEE NOTE 1	8	
ALP14448SH • Soft Hexagon • 29"h • 144" x 48" • 3 Legs * See Note 2	5,373	+ \$142	A,B SEE NOTE 2	10	 2 power units
ALP14454SH • Soft Hexagon • 29"h • 144" x 54" • 3 Legs * See Note 2	5,503	+ \$142	A,B SEE NOTE 2	10	 2 power units

Note 1: When ordering electrics, add a suffix to the product code noting the power module required. (For example ALP4830RC-A) This will provide the table with the required cutout which will be located centrally in the top. Power module to be ordered separately, [Click here to see details.](#)







Note 2: When ordering electrics, add a suffix to the product code noting the power module required. (For example ALP14448SH-A) This will provide the table with the two required cutouts which will be located centrally in each of the tops. Power modules to be ordered separately, [Click here to see details.](#)

All prices listed in USD \$
Ships KD = Knock Down (Assembly Required)

To specify your table...

1. Think through the configuration of Table you require
2. Select the Codes of the individual items you need to achieve your configuration
3. Choose Finishes where appropriate: 'top' finishes / frame color / fabric color
4. Consider supporting product, cable management, and accessories

AD-LIB SHROUDED 4 STAR TABLES WITHOUT POWER

Meeting Height Tables	TFL (Edge 69)	Optional Polished Leg Castings	Electrical Options	Usually Seats	
Edge reference					
ALP48RD • Round • 29"h • 48" dia. • 1 Leg	2,458	+ \$96	SEE NOTE 1	4	
ALP60RD • Round • 29"h • 60" dia. • 1 Leg	2,558	+ \$96	SEE NOTE 1	5-6	
ALP48SS • Soft Square • 29"h • 48" x 48" • 1 Leg	2,458	+ \$96	SEE NOTE 1	4	
ALP60SS • Soft Square • 29"h • 60" x 60" • 1 Leg	2,558	+ \$96	SEE NOTE 1	4-8	
ALP6048DD • Diamond • 29"h • 60" x 48" • 1 Leg	2,518	+ \$96	SEE NOTE 1	4	

Note 1: If electrics are required, [Click here to see details.](#)

All prices listed in USD \$
Ships KD = Knock Down (Assembly Required)

AD-LIB SHROUDED 4 STAR TABLES WITHOUT POWER

Breakout height tables	TFL (Edge 69)	Optional Polished Leg Castings	Electrical Options	Usually Seats	
Edge reference					
ALP48RDB • Round • 25"h • 48" dia. • 1 Leg	2,513	+ \$96	SEE NOTE 1	4	
ALP60RDB • Round • 25"h • 60" dia. • 1 Leg	2,613	+ \$96	SEE NOTE 1	5-6	
ALP48SSB • Soft Square • 25"h • 48" x 48" • 1 Leg	2,513	+ \$96	SEE NOTE 1	4	
ALP60SSB • Soft Square • 25"h • 60" x 60" • 1 Leg	2,613	+ \$96	SEE NOTE 1	4-8	

Note 1: If electrics are required, [Click here to see details.](#)

All prices listed in USD \$
Ships KD = Knock Down (Assembly Required)













Finishes & Features Available...

Leg & Frame Colors	GS Slate Grey BL Black LGR Light Grey
TFL (Edge 69)	HD Highland Oak UM Urban Maple WH White AT Autumn WK Winter Oak SO Strata Oak CW Carini Walnut DN Denim LY Clay LG Light Gray

To specify your table...

1. Think through the configuration of Table you require
2. Select the Codes of the individual items you need to achieve your configuration
3. Choose Finishes where appropriate: 'top' finishes / frame color / fabric color
4. Consider supporting product, cable management, and accessories

AD-LIB SHROUDED 4 STAR TABLES WITH POWER











Meeting Height Tables	TFL  (Edge 69)	Optional Polished Leg Castings	Electrical Options	Usually Seats	
ALP48RD-C • Round • 29”h • 48” dia. • 1 Leg	3,710	+ \$96	C	4	
ALP48RD-D • Round • 29”h • 48” dia. • 1 Leg	4,495	+ \$96	D	4	
ALP60RD-C • Round • 29”h • 60” dia. • 1 Leg	3,813	+ \$96	C	5-6	
ALP60RD-D • Round • 29”h • 60” dia. • 1 Leg	4,599	+ \$96	D	5-6	
ALP48SS-C • Soft Square • 29”h • 48” x 48” • 1 Leg	3,760	+ \$96	C	4	
ALP48SS-D • Soft Square • 29”h • 48” x 48” • 1 Leg	4,495	+ \$96	D	4	
ALP60SS-C • Soft Square • 29”h • 60” x 60” • 1 Leg	3,813	+ \$96	C	4-8	
ALP60SS-D • Soft Square • 29”h • 60” x 60” • 1 Leg	4,599	+ \$96	D	4-8	
ALP6048DD-C • Diamond • 29”h • 60” x 48” • 1 Leg	3,714	+ \$96	C	4	
ALP6048DD-D • Diamond • 29”h • 60” x 48” • 1 Leg	4,498	+ \$96	D	4	

All prices listed in USD \$
Ships KD = Knock Down (Assembly Required)

Finishes & Features Available...

Leg & Frame Colors	GS Slate Grey BL Black LGR Light Grey
TFL (Edge 69)	HD Highland Oak UM Urban Maple WH White AT Autumn WK Winter Oak SO Strata Oak CW Carini Walnut DN Denim LY Clay LG Light Gray

AD-LIB SHROUDED 4 STAR TABLES WITH POWER

Breakout Height tables	TFL  (Edge 69)	Optional Polished Leg Castings	Electrical Options	Usually Seats	
ALP48RDB-C • Round • 25”h • 48” dia. • 1 Leg	3,653	+ \$96	C	4	
ALP48RDB-D • Round • 25”h • 48” dia. • 1 Leg	4,440	+ \$96	D	4	
ALP60RDB-C • Round • 25”h • 60” dia. • 1 Leg	3,756	+ \$96	C	5-6	
ALP60RDB-D • Round • 25”h • 60” dia. • 1 Leg	4,541	+ \$96	D	5-6	
ALP48SSB-C • Soft Square • 25”h • 48” x 48” • 1 Leg	3,653	+ \$96	C	4	
ALP48SSB-D • Soft Square • 25”h • 48” x 48” • 1 Leg	4,440	+ \$96	D	4	
ALP60SSB-C • Soft Square • 25”h • 60” x 60” • 1 Leg	3,756	+ \$96	C	4-8	
ALP60SSB-D • Soft Square • 25”h • 60” x 60” • 1 Leg	4,541	+ \$96	D	4-8	


All prices listed in USD \$
Ships KD = Knock Down (Assembly Required)

To specify your table...

1. Think through the configuration of Table you require
2. Select the Codes of the individual items you need to achieve your configuration
3. Choose Finishes where appropriate: 'top' finishes / frame color / fabric color
4. Consider supporting product, cable management, and accessories

AD-LIB TABLES – Power and Accessories

Large Meeting Tables	Electrical Options	Price
ALPUSMDP4P · In table · Four power outlets · 10ft power cord with 3-prong plug	A	1,091 SEE NOTE 1
ALPUSMDP4PAV · In table · Four power outlets · 1 HDMI · 4 powered USB · 10ft power cord with 3-prong plug	B	1,739 SEE NOTE 1
Small Meeting Tables		
Power Module · In table · Four power outlets · 10ft power cord with 3-prong plug	C	For tables with power option C, Click here. SEE NOTE 2
Power & AV Module · In table · Four power outlets · 1 HDMI · 4 powered USB · 10ft power cord with 3-prong plug	D	For tables with power option D, Click here. SEE NOTE 2
ADPSC · Above table · White or Black · Two power outlets · 2 powered USB · 10ft power cord with 3-prong plug	E	423
ADPSS · Above Table · White or Black · Two power outlets · 2 powered USB · 10ft hardwire infeed	E	484
ALPLCR · Single Leg vertical cable management · Available in Black, Slate Gray, and Light Gray	–	54 Only suitable for single leg 29" high tables
Accessories		
ALPHCM03 · Horizontal cable manager · Black · See Note 3	–	160
ALPHCM06 · Horizontal cable manager · Black · See Note 4	–	200
ALPHCM09 · Horizontal cable manager · Black · See Note 5	–	240
DATPBL · Pen box with lid accessory · Only available in white	–	160
DATPP · Pen pot · Only available in white	–	147




Note 1: Available in Black or Slate Gray, please specify when ordering

Note 2: In table power unit included in certain models, [Click here](#) to see details. Black Frame comes with a Black Power Unit
Slate Gray and Light Gray Frames come with a Slate Gray Power Unit

Note 3: Suitable for tables 48" to 60" long (price shown is for 1x cable manager only)

Note 4: Suitable for tables 72" to 84" long (price shown is for 1x cable manager only)

Note 5: Suitable for tables 96" to 102" long (price shown is for 1x cable manager only)



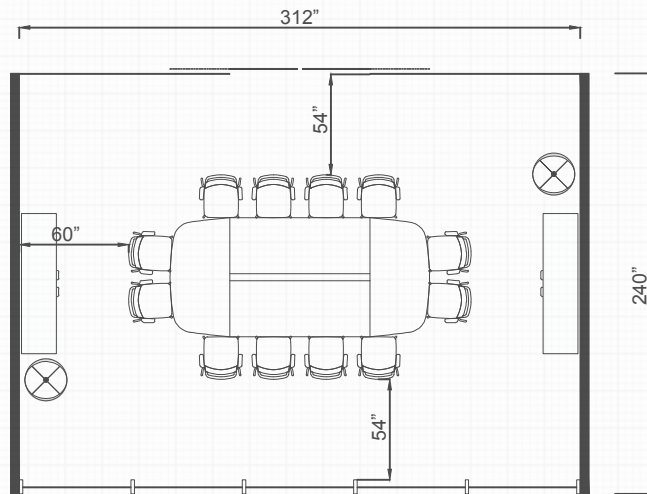
AD-LIB TABLES – Conference Room Planning

SEATING CAPACITY GUIDE

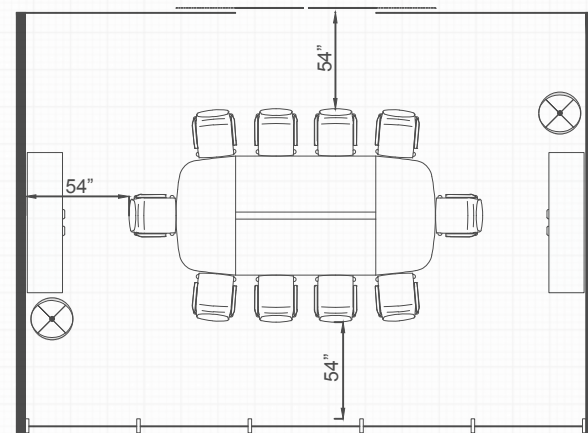
With so many top shapes and sizes to choose from, it can be difficult to visualize the amount of space required for each table. We have designed a room planning guide that shows some 'typical' set ups, designed to help you specify the right table. The diagrams offer an indication of spacial requirements, including advised distances between the table area and other furniture or walls. Each set up has two diagrams showing an estimated seating capacity based on conference seating and an estimated seating capacity using multi-purpose seating. The most important considerations are the size and purpose of your room because the tables size and shape, the size of the chairs and any ancillary storage credenzas, must be planned according to your room's capacity. It's important that the space does not become crowded.

Following are some example room configurations that include different kinds of seating. More configurations plus a full guide is available to download at thesenatorgroup.com

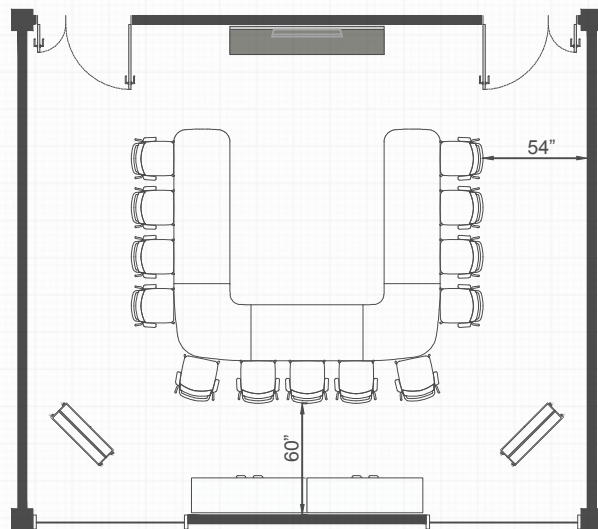
ALP14470SR with Multi-Purpose Seating



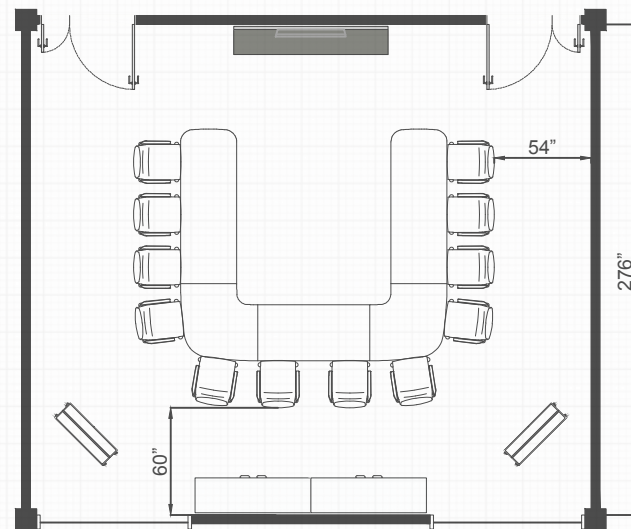
ALP14470SR with Conference Seating



ALP138134UR with Multi-Purpose Seating

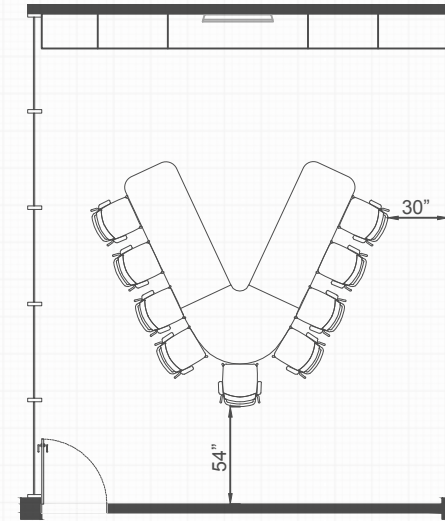


ALP138134UR with Conference Seating

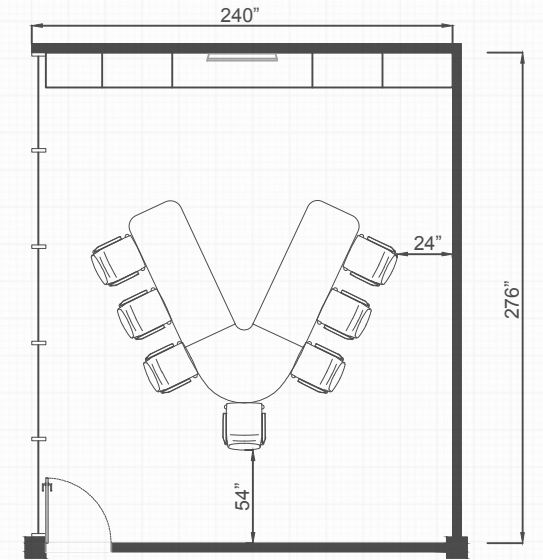


AD-LIB TABLES – Conference Room Planning

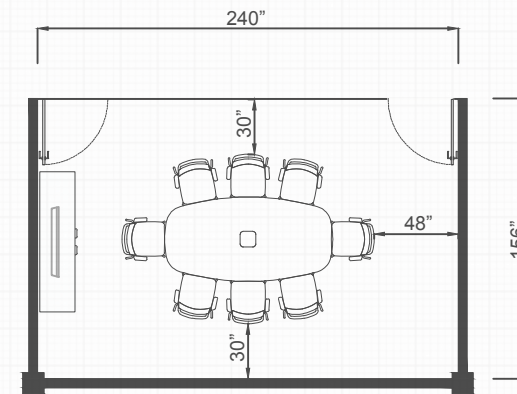
ALP138136RVR with Multi-Purpose Seating



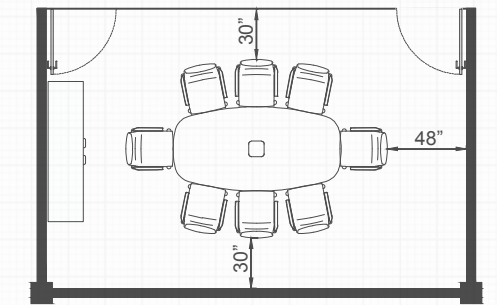
ALP138136RVR with Conference Seating



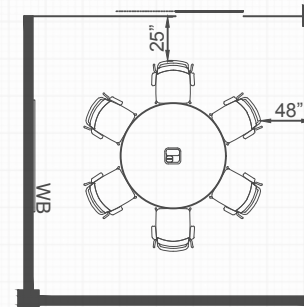
ALP9648SH with Multi-Purpose Seating



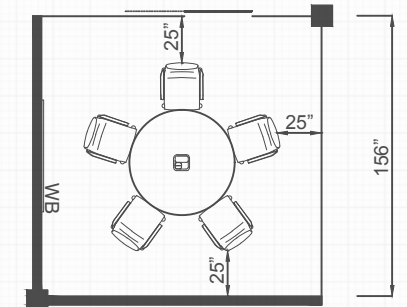
ALP9648SH with Conference Seating



ALP60RD with Multi-Purpose Seating




ALP60RD with Conference Seating



AD-LIB TABLES – Conference Room Planning

AD-LIB TABLES – Conference Room Planning

Product Code	Overall Dimensions	Conference Seating Capacity 30" wide	Multi-purpose Seating Capacity 26" wide
Ad-Lib Single Leg tables			
ALP4830RC	48" L x 30" W x 29"H	4	4
ALP5430RC	54" L x 30" W x 29" H	4	4
ALP6030RC	60" L x 30" W x 29" H	4	6
ALP7230RC	72" L x 30" W x 29" H	4	6
ALP7830RC	78" L x 30" W x 29" H	6	6
ALP6036RC	60" L x 36" W x 29" H	4	6
ALP7236RC	72" L x 36" W x 29" H	4	6
ALP7836RC	78" L x 36" W x 29" H	6	6
ALP8436RC	84" L x 36" W x 29" H	6	8
ALP6042RC	60" L x 42" W x 29" H	4	6
ALP7242RC	70" L x 42" W x 29" H	4	6
ALP7842RC	78" L x 42" W x 29" H	6	6
ALP8442RC	84" L x 42" W x 29" H	6	8
ALP9642RC	96" L x 42" W x 29" H	6	8
ALP10842RC	108" L x 42" W x 29" H	8	8
 ALP7236SR	72" L x 36" W x 29" H	6	6
ALP7842SR	78" L x 42" W x 29" H	6	6
ALP8442SR	84" L x 42" W x 29" H	6	6
ALP9642SR	97" L x 42" W x 29" H	6	8
ALP10842RC	108" L x 42" W x 29" H	8	8
ALP12042RC	120" L x 42" W x 29" H	8	10
ALP30RDC	30" Dia x 16" H	2	4
ALP30RD	30" Dia x 29" H	2	4
ALP30RDP	30" Dia x 41" H	2	4
ALP36RD	36" Dia x 29" H	4	6
ALP30SSC	30" L x 30" W x 16" H	2	4
ALP30SS	30" L x 30" W x 29" H	2	4
ALP30SSP	30" L x 30" W x 41" H	2	4
ALP36SS	36" L x 36" W x 29" H	4	4
ALP14470SR	144" L x 70" W x 29" H	10	12
ALP16270SR	162" L x 70" W x 29" H	12	14

Product Code	Overall Dimensions	Conference Seating Capacity 30" wide	Multi-purpose Seating Capacity 26" wide
Ad-Lib Single Leg tables			
ALP15682SR	156" L x 82" W x 29" H	14	16
ALP17482SR	174" L x 82" W x 29" H	16	18
ALP138116UR	116" L x 138" W x 29" H	10	12
ALP158126UR	126" L x 158" W x 29" H	10	13
ALP138134UR	134" L x 138" W x 29" H	12	14
ALP158144UR	144" L x 158" W x 29" H	12	15
ALP124120RVR	120" L x 124" W x 29" H	6	8
ALP124117FVR	117" L x 124" W x 29" H	7	9
ALP142123RVR	123" L x 142" W x 29" H	6	8
ALP142123FVR	123" L x 142" W x 29" H	7	9
ALP138136RVR	136" L x 138" W x 29" H	8	9
ALP138133FVR	133" L x 138" W x 29" H	9	9
ALP155139RVR	139" L x 155" W x 29" H	8	9
ALP155139FVR	139" L x 155" W x 29" H	9	9

AD-LIB TABLES – Conference Room Planning

AD-LIB TABLES – Conference Room Planning

Product Code	Overall Dimensions	Conference Seating Capacity	Multi-purpose Seating Capacity
		30" wide	26" wide
Ad-Lib Shrouded V leg tables			
ALP7848RC	78" L x 48" W x 29" H	6	6
ALP8448RC	84" L x 48" W x 29" H	6	8
ALP9648RC	96" L x 48" W x 29" H	6	8
ALP7854RC	78" L x 54" W x 29" H	6	8
ALP8454RC	84" L x 54" W x 29" H	6	10
ALP9654RC	96" L x 54" W x 29" H	8	10
ALP10848RC	108" L x 48" W x 29" H	8	10
ALP12048RC	120" L x 48" W x 29" H	8	10
ALP14448RC	144" L x 48" W x 29" H	8	10
ALP12054RC	126" L x 54" W x 29" H	8	10
ALP15654RC	156" L x 54" W x 29" H	10	14
ALP8448SR	84" L x 48" W x 29" H	6	6
ALP9648SR	96" L x 48" W x 29" H	6	8
ALP14448SR	144" L x 48" W x 29" H	8	10
ALP15654SR	156" L x 54" W x 29" H	10	14
ALP7248SH	72" L x 48" W x 29" H	6	6
ALP7254SH	72" L x 54" W x 29" H	6	6
ALP8448SH	84" L x 48" W x 29" H	6	8
ALP8454SH	84" L x 54" W x 29" H	6	8
ALP9648SH	96" L x 48" W x 29" H	8	8
ALP9654SH	96" L x 54" W x 29" H	8	8
ALP14448SH	144" L x 48" W x 29" H	10	10
ALP14454SH	144" L x 54" W x 29" H	10	10

Product Code	Overall Dimensions	Conference Seating Capacity	Multi-purpose Seating Capacity
		30" wide	26" wide
Ad-Lib Shrouded 4 star tables with power			
ALP48RD-C	48" Dia x 29" H	4	4
ALP48RD-D	48" Dia x 29" H	4	4
ALP60RD-C	60" Dia x 29" H	5	6
ALP60RD-D	60" Dia x 29" H	5	6
ALP48SS-C	48" L x 48" W x 29" H	4	4
ALP48SS-D	48" L x 48" W x 29" H	4	4
ALP60SS-C	60" L x 60" W x 29" H	4	8
ALP60SS-D	60" L x 60" W x 29" H	4	8
ALP6048DD-C	60" L x 48" W x 29" H	4	4
ALP6048DD-D	60" L x 48" W x 29" H	4	4
ALP48RDB-C	48" Dia x 25" H	4	4
ALP48RDB-D	48" Dia x 25" H	4	4
ALP60RDB-C	60" Dia x 25" H	5	6
ALP60RDB-D	60" Dia x 25" H	5	6
ALP48SSB-C	48" L x 48" W x 25" H	4	4
ALP48SSB-D	48" L x 48" W x 25" H	4	4
ALP60SSB-C	60" L x 60" W x 25" H	4	8
ALP60SSB-D	60" L x 60" W x 25" H	4	8

Ad-Lib Shrouded 4 star tables without power			
ALP48RD	48" Dia x 29" H	4	4
ALP60RD	60" Dia x 29" H	5	6
ALP48SS	48" L x 48" W x 29" H	4	4
ALP60SS	60" L x 60" W x 29" H	4	8
ALP6048DD	60" L x 48" W x 29" H	4	4
ALP48RDB	48" Dia x 25" H	4	4
ALP60RDB	60" Dia x 25" H	5	6
ALP48SSB	48" L x 48" W x 25" H	4	4
ALP60SSB	60" L x 60" W x 25" H	4	8

FINISHES

AD-LIB TABLES FINISHES – Standard Top Finishes – TFL (Edge 69)




Carini Walnut



Autumn




Strata Oak




Urban Maple



Highland Oak



Winter Oak




White



Light Gray



Denim




Clay

AD-LIB TABLES – Contrasting Edge Band

For use on TFL (Edge 69) tops only



Ply Effect Edging



Silver Ply Effect Edging


CONTRASTING EDGE BAND

All TFL (Edge 69) tops come with a matching edge band as standard. Contrasting edge band can be specified.

Please contact customer service if you require a contrasting edge band.




FRAME / LEG FINISHES – FOR SINGLE LEG DESKS ONLY



Black



Slate Gray



Light Gray

FRAME / LEG FINISHES – FOR SHROUDED LEG DESKS ONLY



Black Frame/Leg with Black Mesh



Slate Gray Frame/Leg with Slate Gray Mesh



Light Gray Frame/Leg with Slate Gray Mesh

