

AD-LIB

AD-LIB



AD-LIB



ANYTIME, ANYPLACE, ANYWHERE

With Ad-Lib we set out to redefine the genre of multi-purpose seating, developed with fewer components so that it still achieves the versatility needed to build an amazingly wide range of chairs.

Ad-Lib has been designed to be specified for all multi-purpose seating uses throughout the corporate environment; meeting, conference, training, light work or retail environments. It would also be applicable in educational and leisure areas.



DESIGN
PearsonLloyd

The London based practice takes a collaborative approach to its work, embracing the restrictions imposed by production, the market and all the other factors that define a brief. Their work is grounded in research and at


the core is an attempt to understand the relationship between a product, its place, and the way people use it. It is this innovative thinking that earned PearsonLloyd a Red Dot Award for the design of Ad-Lib for Senator.

WANT TO KNOW MORE?

Our literature is available to download from our resource section on our website. For training notes, you can contact usmarketing@thesenatorgroup.com or call +1 (419) 887 5806

A full range overview and the following resources are available on each product page of our website.

For quick inspiration and all the latest news, follow us on social @senator_social.



Specification Sheet



Symbols



Environmental Data



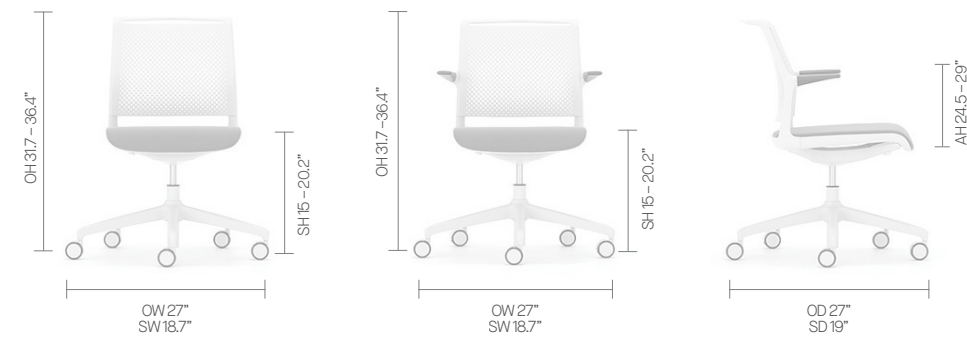
Images (High Res)

AD-LIB

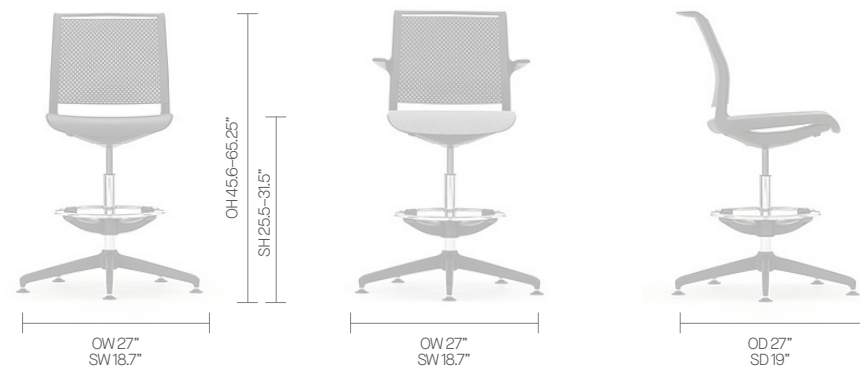
DIMENSIONS

OH-Overall Height OD-Overall Depth OW-Overall Width AH-Arm Height BH-Back Height SH-Seat Height SW-Seat Width SD-Seat Depth

LITEWORK



STOOL



AD-LIB


FINISH OPTIONS

- 5 Star base available in Black and Light Gray Plastic
- Plastic components available in Black or Light Gray
- Ad-lib can be upholstered in a broad range of contract upholstery fabrics, vinyl and leathers from The Senator Group standard upholstery collection
- Please refer to individual price list pages for full specification options

COMPONENT FINISHES




Black




Light Gray

ARM FINISHES




Black

BASE FINISHES



Black (Plastic)



Light Gray (Plastic)

Color images above are for reference only. Please verify with actual color sample.

AD-LIB
LITEWORK

● Standard feature
□ Not available
Optional feature

	ADL5 Chair 5-star Base Plastic Seat/Back No Arms	ADL5A Chair 5-star Base Plastic Seat/Back With Arms	ADL15 Chair 5-star Base Plastic Back Upholstered Seat No Arms	ADL15A Chair 5-star Base Plastic Back Upholstered Seat With Arms	ADL10 Chair 5-star Base Fully Upholstered No Arms	ADL10A Chair 5-star Base Fully Upholstered With Arms
Weight	29lbs	31lbs	31lbs	33lbs	32lbs	33lbs
Plastic seat and back frame in Black	●	●	●	●	●	●
Plastic contoured seat and back panels in Black	●	●	□	□	□	□
Plastic contoured back panel in Black and upholstered seat	□	□	●	●	□	□
Fully upholstered seat and back	□	□	□	□	●	●
Dynamic seat yoke with height adjustable gas lift and floating seat action	●	●	●	●	●	●
Plastic 5-star base in Black	●	●	●	●	●	●
2.5" hard wheel casters in Black	●	●	●	●	●	●
Black center pedestal	●	●	●	●	●	●
Back frame with integral arms covered in soft touch plastic	□	●	□	●	□	●
Plastic 5-star base available in Light Gray with 2.5" twin hard wheel Light Gray casters	+\$0	+\$0	+\$0	+\$0	+\$0	+\$0
2.5" soft wheel casters available in Light Gray or Black plastic	+\$45	+\$45	+\$45	+\$45	+\$45	+\$45
Plastic seat and back frame available in Light Gray with matching die cast Aluminum seat yoke	+\$0	+\$0	+\$0	+\$0	+\$0	+\$0
Plastic contoured seat and back panels available in Light Gray	+\$0	+\$0	-	-	-	-
Plastic contoured back panel available in Light Gray	-	-	+\$0	+\$0	-	-
Aluminum fixed (non-tilt) seat yoke, matching chair frame	-\$20	-\$20	-\$20	-\$20	-\$20	-\$20
Two-tone upholstery (use the price of the highest grade of the fabrics selected)	-	-	-	-	+\$50	+\$50
Fixed height- Fixed cylinder finished in Polished Chrome	+\$50	+\$50	+\$50	+\$50	+\$50	+\$50
Soft touch PU orbital fold down work surface(fixed seat height 18.7")	+\$390	+\$390	+\$390	+\$390	+\$390	+\$390
Optional flexible back rest membrane	+\$85	+\$85	+\$85	+\$85	-	-

* Click here to see available Finishes.
* Click here to see available Fabrics.

Ships Fully Assembled

AT A GLANCE

1. Plastic seat and back panels in a choice of colors or fully upholstered
2. Optional flexible back rest membrane
3. Armrests cantilevered from the back frame in a soft touch finish
4. Dynamic yoke (height adjustable conference tilt mechanism)
5. 5 Star base with casters in a choice of finishes



Please note: Features are model dependent, please refer to price list pages when specifying

AD-LIB
LITEWORK

Fabric Grade	Plastic	0	1	2	3	4	5	6	7	8	9	A	B	COM	COL
ADL5 · 5-star base · Plastic seat & back · No arms	723	-	-	-	-	-	-	-	-	-	-	-	-	-	-
ADL5A · 5-star base · Plastic seat & back · With arms	795	-	-	-	-	-	-	-	-	-	-	-	-	-	-
ADL15 · 5-star base · Plastic back & upholstered seat · No arms	-	787	802	818	835	858	883	902	925	971	1,060	971	1,149	802	835
														1 yds	14 sq ft.
ADL15A · 5-star base · Plastic back & upholstered seat · With arms	-	860	875	891	908	931	956	975	998	1,044	1,133	1,044	1,222	875	908
														1 yds	14 sq ft.
ADL10 · 5-star base · Fully upholstered · No arms	-	832	850	869	888	915	941	966	992	1,043	1,145	1,043	1,247	850	888
														1.2 yds	24 sq ft.
ADL10A · 5-star base · Fully upholstered · With arms	-	904	922	941	960	987	1,013	1,038	1,064	1,115	1,217	1,115	1,319	922	960
														1.2 yds	24 sq ft.

A, B = Leather

COM = Customers own Material (yds)

COL = Customers own Leather (sq ft.)

All prices listed in US \$



Ad-Lib LiteWork Caster Options

Soft caster options are an upcharge of \$45 per chair

- 2.5" Twin soft wheel casters for hard floors.



AD-LIB
STOOL

● Standard feature
□ Not available
Optional feature

	ADL5D Stool 5-star Base Plastic Seat/Back No Arms	ADL5AD Stool 5-star Base Plastic Seat/Back With Arms	ADL15D Stool 5-star Base Plastic Back Upholstered Seat No Arms	ADL15AD Stool 5-star Base Plastic Back Upholstered Seat With Arms	ADL10D Stool 5-star Base Fully Upholstered No Arms	ADL10AD Stool 5-star Base Fully Upholstered With Arms
Weight	30lbs	32lbs	32lbs	32lbs	33lbs	34lbs
Plastic seat and back frame in Black	●	●	●	●	●	●
Plastic contoured seat and back panels in Black	●	●	□	□	□	□
Plastic contoured back panel in Black and upholstered seat	□	□	●	●	□	□
Fully upholstered seat and back	□	□	□	□	●	●
Die cast Aluminum Fixed seat yoke finished in Black powder coat, with height adjustable gas lift	●	●	●	●	●	●
Plastic 5-star base in Black	●	●	●	●	●	●
2.5" hard wheel casters in Black	●	●	●	●	●	●
Polished Chrome center pedestal with adjustable foot ring	●	●	●	●	●	●
Back frame with integral arms covered in soft touch plastic	□	●	□	●	□	●
Plastic 5-star base available in Light Gray	+\$0	+\$0	+\$0	+\$0	+\$0	+\$0
Plastic seat and back frame available in Light Gray color plastic with matching die cast Aluminum seat yoke and Light Gray casters	+\$0	+\$0	+\$0	+\$0	+\$0	+\$0
Plastic contoured seat and back panels available in Light Gray	+\$0	+\$0	-	-	-	-
Plastic contoured back panel available in Light Gray	-	-	+\$0	+\$0	-	-
2.5" soft wheel casters available in Light Gray or Black	+\$45	+\$45	+\$45	+\$45	+\$45	+\$45
Glides available in Black	+\$30	+\$30	+\$30	+\$30	+\$30	+\$30
Two-tone upholstery (use the price of the highest grade of the fabrics selected)	-	-	-	-	+\$50	+\$50
Optional flexible back rest membrane	+\$85	+\$85	+\$85	+\$85	-	-

* Click here to see available Finishes.

* Click here to see available Fabrics.

Ships Fully Assembled

AT A GLANCE

1. Plastic seat and back panels in a choice of colors or fully upholstered
2. Optional flexible back rest membrane
3. Armrests cantilevered from the back frame in a soft touch finish
4. Swivel yoke with seat height adjustment
5. Height adjustable foot rest
6. 5 Star base with glides in a choice of finishes

Please note: Features are model dependent, please refer to price list pages when specifying



AD-LIB
STOOL

Fabric Grade	Plastic	0	1	2	3	4	5	6	7	8	9	A	B	COM	COL
ADL5D • 5-star base stool • Plastic seat & back • No arms	893	-	-	-	-	-	-	-	-	-	-	-	-	-	-
ADL5AD • 5-star base stool • Plastic seat & back • With arms	966	-	-	-	-	-	-	-	-	-	-	-	-	-	-
ADL15D • 5-star base stool • Plastic back & upholstered seat • No arms	-	956	971	988	1,005	1,028	1,052	1,072	1,094	1,141	1,229	1,141	1,317	971	1,005
ADL15AD • 5-star base stool • Plastic back & upholstered seat • With arms	-	1,030	1,045	1,061	1,078	1,101	1,126	1,145	1,168	1,214	1,303	1,214	1,392	1,045	1,078
ADL10D • 5-star base stool • Fully upholstered • No arms	-	1,002	1,020	1,038	1,059	1,085	1,111	1,136	1,161	1,213	1,315	1,213	1,417	1,020	1,059
ADL10AD • 5-star base stool • Fully upholstered • With arms	-	1,074	1,092	1,111	1,130	1,157	1,183	1,208	1,234	1,285	1,387	1,285	1,989	1,092	1,130

A, B = Leather

COM = Customers own Material (yds)

COL = Customers own Leather (sq ft.)

All prices listed in US \$



Ad-Lib Stool Glide Options

- Plastic glides are available as standard
- Soft caster options are an upcharge of \$45 per chair
- 2.5" Twin soft wheel casters for hard floors.



Hard wheel (standard)



Soft wheel



Plastic glides (standard)

SENATOR

**AD-LIB FOUR
LEG**

AD-LIB



AD-LIB



Ad-Lib Motion



Ad-Lib Four Leg

ANYTIME, ANYPLACE, ANYWHERE

With Ad-Lib we set out to redefine the genre of multi-purpose seating, developed with fewer components so that it still achieves the versatility needed to build an amazingly wide range of chairs.

Ad-Lib has been designed to be specified for all multi-purpose seating uses throughout the corporate environment; meeting, conference, training, light work or retail environments. It would also be applicable in educational and leisure areas.



DESIGN

PearsonLloyd

The London based practice takes a collaborative approach to its work, embracing the restrictions imposed by production, the market and all the other factors that define a brief. Their work is grounded in research and at


the core is an attempt to understand the relationship between a product, its place, and the way people use it. It is this innovative thinking that earned PearsonLloyd a Red Dot Award for the design of Ad-Lib for Senator.

WANT TO KNOW MORE?

Our literature is available to download from our resource section on our website. For training notes, you can contact usmarketing@thesenatorgroup.com or call +1 (419) 887 5806

A full range overview and the following resources are available on each product page of our website.

For quick inspiration and all the latest news, follow us on social @senator_social.



Specification Sheet



Symbols



Environmental Data



Images (High Res)

AD-LIB

DIMENSIONS

OH-Overall Height OD-Overall Depth OW-Overall Width AH-Arm Height BH-Back Height SH-Seat Height SW-Seat Width SD-Seat Depth

MOTION



FOUR LEG




AD-LIB


FINISH OPTIONS

- Steel frame available in Black or Light Gray powder coat and Polished Chrome
- Plastic components available in Light Gray or Black
- Ad-lib can be upholstered in a broad range of contract upholstery fabrics, vinyl and leathers from The Senator Group standard upholstery collection

COMPONENT FINISHES




Black



Light Gray

ARM FINISHES




Black

STEEL FRAME FINISHES



Black (Powder Coat)



Light Gray (Powder Coat)



Polished Chrome

Please refer to individual price list pages for full specification options

Color images above are for reference only. Please verify with actual color sample.

AD-LIB MOTION

● Standard feature
 □ Not available
 Optional feature

	ADL2C 4 Leg Frame Plastic Seat/Back No Arms Casters	ADL2AC 4 Leg Frame Plastic Seat/Back With Arms Casters	ADL12C 4 Leg Frame Plastic Back Upholstered Seat No Arms Casters	ADL12AC 4 Leg Frame Plastic Back Upholstered Seat With Arms Casters	ADL7C 4 Leg Frame Fully Upholstered Seat No Arms Casters	ADL7AC 4 Leg Frame Fully Upholstered Seat With Arms Casters
Weight	20lbs	22lbs	21lbs	22lbs	22lbs	23lbs
Stacks	5 high	5 high	5 high	5 high	5 high	5 high
Plastic seat and back frame in Black	●	●	●	●	●	●
Plastic contoured seat and back panels in Black	●	●	□	□	□	□
Plastic contoured back panel in Black and upholstered seat	□	□	●	●	□	□
Fully upholstered seat and back	□	□	□	□	●	●
Tubular Steel frame finished in Black powder coat	●	●	●	●	●	●
Underseat stack pan in injection molded plastic	●	●	●	●	●	●
2" hard wheel casters in Black	●	●	●	●	●	●
Back frame with integral arms in a soft touch plastic	□	●	□	●	□	●
Tubular Steel frame available in Light Gray powder coat	+\$0	+\$0	+\$0	+\$0	+\$0	+\$0
Tubular Steel frame available in Polished Chrome	+\$95	+\$95	+\$95	+\$95	+\$95	+\$95
Plastic seat and back frame available in Light Gray	+\$0	+\$0	+\$0	+\$0	+\$0	+\$0
Plastic contoured seat and back panels available in Light Gray	+\$0	+\$0	-	-	-	-
Plastic contoured back panel available in Light Gray	-	-	+\$0	+\$0	-	-
2" soft wheel casters available in Black	+\$45	+\$45	+\$45	+\$45	+\$45	+\$45
Two-tone upholstery (use the price of the highest grade of the fabrics selected)	-	-	-	-	+\$50	+\$50

* Click here to see available Finishes.
 * Click here to see available Fabrics.

Ships Fully Assembled

AT A GLANCE

1. Structural Plastic seat and back frame in a choice of colors
2. Plastic seat and back panels in a choice of colors or fully upholstered.
3. Flexible back rest membrane
4. Armrests cantilevered from the back frame in a soft touch finish
5. Tubular Steel frame available in a choice of finishes with 2" casters



Please note: Features are model dependent, please refer to price list pages when specifying

AD-LIB MOTION

Fabric Grade	Plastic	0	1	2	3	4	5	6	7	8	9	A	B	COM	COL
ADL2C · 4 leg frame · Plastic seat & back · Casters	613	-	-	-	-	-	-	-	-	-	-	-	-	-	-
ADL2AC · 4 leg frame · Plastic seat & back · With arms · Casters	685	-	-	-	-	-	-	-	-	-	-	-	-	-	-
ADL12C · 4 leg frame · Plastic back & upholstered seat · Casters	-	690	706	723	740	761	785	808	828	875	964	875	1,053	706	740
														1 yds	14 sq ft.
ADL12AC · 4 leg frame · Plastic back & upholstered seat · With arms · Casters	-	763	778	795	812	835	858	880	901	947	1,037	947	1,037	778	812
														1 yds	14 sq ft.
ADL7C · 4 leg frame · Fully upholstered · Casters	-	734	752	768	790	817	842	866	892	944	1,046	944	1,148	752	790
														1.2 yds	24 sq ft.
ADL7AC · 4 leg frame · Fully upholstered · With arms · Casters	-	807	825	841	863	890	915	939	965	1,017	1,119	1,017	1,221	825	863
														1.2 yds	24 sq ft.

A, B = Leather

COM = Customers own Material (yds)

COL = Customers own Leather (sq ft.)

All prices listed in US \$



Ad-Lib Motion Caster Options

Soft caster options are an upcharge of \$45 per chair

- 2" Twin soft wheel casters for hard floors.



MULTI-PURPOSE

AD-LIB
FOUR LEG

● Standard feature
□ Not available
Optional feature

	ADL2 4 Leg Frame Plastic Seat/Back No Arms	ADL2A 4 Leg Frame Plastic Seat/Back With Arms	ADL12 4 Leg Frame Plastic Back Upholstered Seat No Arms	ADL12A 4 Leg Frame Plastic Back Upholstered Seat With Arms	ADL7 4 Leg Frame Fully Upholstered Seat No Arms	ADL7A 4 Leg Frame Fully Upholstered Seat With Arms
Weight	20lbs	22lbs	21lbs	22lbs	22lbs	23lbs
Stacks	5 high	5 high	5 high	5 high	5 high	5 high
Plastic seat and back frame in Black	●	●	●	●	●	●
Plastic contoured seat and back panels in Black	●	●	□	□	□	□
Plastic contoured back panel in Black and upholstered seat	□	□	●	●	□	□
Fully upholstered seat and back	□	□	□	□	●	●
Tubular Steel frame finished in Black powder coat	●	●	●	●	●	●
Underseat stack pan in injection molded plastic	●	●	●	●	●	●
Plastic glides in Black	●	●	●	●	●	●
Back frame with integral arms in a soft touch plastic	□	●	□	●	□	●
<i>Tubular Steel frame available in Light Gray powder coat</i>	+ \$0	+ \$0	+ \$0	+ \$0	+ \$0	+ \$0
<i>Tubular Steel frame available in Polished Chrome</i>	+ \$95	+ \$95	+ \$95	+ \$95	+ \$95	+ \$95
<i>Glides available in Stainless Steel</i>	+ \$18	+ \$18	+ \$18	+ \$18	+ \$18	+ \$18
<i>Plastic glides with felt available in Black</i>	+ \$25	+ \$25	+ \$25	+ \$25	+ \$25	+ \$25
<i>Plastic seat and back frame available in Light Gray plastic</i>	+ \$0	+ \$0	+ \$0	+ \$0	+ \$0	+ \$0
<i>Plastic contoured seat and back panels available in Light Gray</i>	+ \$0	+ \$0	-	-	-	-
<i>Plastic contoured back panel available in Light Gray</i>	-	-	+ \$0	+ \$0	-	-
<i>Two-tone upholstery (use the price of the highest grade of the fabrics selected)</i>	-	-	-	-	+ \$50	+ \$50

* Click here to see available Finishes.
* Click here to see available Fabrics.

Ships Fully Assembled

AT A GLANCE

1. Structural Plastic seat and back frame in a choice of colors
2. Plastic seat and back panels in a choice of colors or fully upholstered
3. Flexible back rest membrane
4. Armrests cantilevered from the back frame in a soft touch finish
5. Tubular Steel frame available in a choice of finishes



Please note: Features are model dependent, please refer to price list pages when specifying

[Back to Index](#)

MULTI-PURPOSE

AD-LIB
FOUR LEG

Fabric Grade	Plastic	0	1	2	3	4	5	6	7	8	9	A	B	COM	COL
ADL2 • 4 leg frame • Plastic seat & back • No arms	510	-	-	-	-	-	-	-	-	-	-	-	-	-	-
ADL2A • 4 leg frame • Plastic seat & back • With arms	582	-	-	-	-	-	-	-	-	-	-	-	-	-	-
ADL12 • 4 leg frame • Plastic back & upholstered seat • No arms	-	587	604	620	637	660	682	704	726	770	861	770	952	604	637
														1 yds	14 sq ft.
ADL12A • 4 leg frame • Plastic back & upholstered seat • With arms	-	660	676	692	709	733	755	776	800	843	934	843	1,029	676	709
														1 yds	14 sq ft.
ADL7 • 4 leg frame • Fully upholstered • No arms	-	631	649	666	687	715	738	763	790	842	943	842	1,044	649	687
														1.2 yds	24 sq ft.
ADL7A • 4 leg frame • Fully upholstered • With arms	-	704	722	739	760	788	811	836	863	915	1,016	915	1,117	722	760
														1.2 yds	24 sq ft.

A, B = Leather

COM = Customers own Material (yds)

COL = Customers own Leather (sq ft.)

All prices listed in US \$

Ad-Lib Four Leg Glide Options

- Plastic glides are available as standard
- Plastic glides with felt are an upcharge of \$25 per chair.



Plastic glides (standard)



Plastic glides with felt

SENATOR

**AD-LIB
SCHOLAR**

AD-LIB
SCHOLAR



IN A CLASS OF ITS OWN

Designed by PearsonLloyd as an addition to the Ad-Lib family, Scholar recognizes the changing nature of learning environments. Today the structured formality of learning environments is being replaced by the need for more interactive and flexible spaces, where students

move continually from collective to individual settings. Ad-Lib Scholar delivers a comprehensive solution with dynamic flexibility.

Mobility is central to the design of Ad-Lib Scholar. The chair's casters ensure the chair can be moved quickly and efficiently into any required

sitting configuration. The addition rotational foldaway tablet is a key element of this flexibility whilst the under seat storage tray and drink holder complete the holistic solution.

DIMENSIONS

OH-Overall Height OD-Overall Depth OW-Overall Width AH-Arm Height BH-Back Height SH-Seat Height SW-Seat Width SD-Seat Depth



AD-LIB
SCHOLAR

STANDARD FEATURES (*Selected models only)

- Plastic seat and back frame*
- Plastic or upholstered seat and back*
- Tubular Steel support base, incorporating four casters and a storage tray
- Plastic contoured seat and back panel*
- Soft touch orbital fold down work surface

OPTIONAL FEATURES

- Independent seat swivel action
 - 2" soft wheel casters
 - Two-tone upholstery*
 - Choice of finish options available
- * Click to see finishes page

PERFORMANCE STANDARDS

- SCS-EC10.3-2014 v. 4.0 Indoor Advantage Gold



AD-LIB
SCHOLAR

OPTIONS

Ad-Lib Scholar includes a work surface and under seat storage. Available with a Plastic seat and back, Plastic back with an upholstered seat or fully upholstered.



AT A GLANCE

1. Seat and back are available with Plastic membrane in a choice of colors or can be fully upholstered
2. Molded seat and back frame in Anthracite Gray
3. Optional flexible backrest membrane
4. Central hub incorporates rotating work surface support
5. Structured support frame including 4 casters for mobility, a storage tray with cup holder, and is shaped for feet clearance



GOOD TO KNOW
The frame including under seat storage has been shaped to allow for feet clearance.



Share



Work



Show

Please note: Features are model dependent, please refer to price list pages when specifying

WANT TO KNOW MORE?

Our literature is available to download from our resource section on our website. For training notes, you can contact usmarketing@thesenatorgroup.com or call +1 (419) 887 5806

A full range overview and the following resources are available on each product page of our website.

For quick inspiration and all the latest news, follow us on social @senator_social.



Specification Sheet



Symbols



Environmental Data



Images (High Res)

thesenatorgroup.com

AD-LIB
SCHOLAR

FINISH OPTIONS

- Tubular Steel support base available in Anthracite Gray powder coat
- Soft touch orbital fold down work surface available in Anthracite Gray PU

- Plastic contoured seat and back panel available in Black, Anthracite Gray or Light Gray
- Ad-Lib Scholar can be upholstered in a broad range of contract upholstery fabrics from The Senator Group standard upholstery collection

FRAME / COMPONENT FINISH




Anthracite Gray

SOFT TOUCH ORBITAL WORK SURFACE



Anthracite Gray (PU)


PLASTIC SEAT AND BACK PANEL FINISHES



Black



Anthracite Gray



Light Gray

Color images above are for reference only. Please verify with actual color sample.

MULTI-PURPOSE

AD-LIB SCHOLAR

- Standard feature
- Not available
- Optional feature

	ADLED1 Side Chair Plastic Seat/Back	ADLED1A Armchair Plastic Seat/Back	ADLED11 Side Chair Plastic Back Upholstered Seat	ADLED11A Armchair Plastic Back Upholstered Seat	ADLED6 Side Chair Fully Upholstered	ADLED6A Armchair Fully Upholstered
Weight	43lbs	44lbs	44lbs	46lbs	45lbs	47lbs
Plastic seat and back frame in Anthracite Gray	●	●	●	●	●	●
Plastic contoured back panel in Anthracite Gray	●	●	□	□	□	□
Plastic contoured back panel in Anthracite Gray and upholstered seat	□	□	●	●	□	□
Fully upholstered seat and back	□	□	□	□	●	●
Tubular steel support base, incorporating 4 casters and storage tray in Anthracite Gray	●	●	●	●	●	●
Soft touch orbital fold down work surface in Anthracite Gray PU (20.5" x 12.5")	●	●	●	●	●	●
2" hard wheel casters in Black	●	●	●	●	●	●
Back frame with integral arms in a soft touch plastic	□	●	□	●	□	●
Plastic contoured seat and back panel available in Light Gray and Black	+ \$0	+ \$0	+ \$0	+ \$0	-	-
2" soft wheel casters available in Black	+ \$45	+ \$45	+ \$45	+ \$45	+ \$45	+ \$45
Two-tone upholstery (use the price of the highest grade of the fabrics selected)	-	-	-	-	+ \$50	+ \$50
Optional flexible back rest membrane	+ \$85	+ \$85	+ \$85	+ \$85	-	-

* Click here to see available Finishes.
 * Click here to see available Fabrics.

Ships Fully Assembled

Ad-Lib Scholar Caster Options

Soft caster options are an upcharge of \$45 per chair

- 2" Twin soft wheel casters for hard floors.



Hard wheel (standard)



Soft wheel

[Back to Index](#)

MULTI-PURPOSE

AD-LIB SCHOLAR

Fabric Grade	Plastic	0	1	2	3	4	5	6	7	8	9	A	B	COM	COL
ADLED1 • Side chair • Plastic seat & back	1,442	-	-	-	-	-	-	-	-	-	-	-	-	-	-
ADLED1A • Armchair • Plastic seat & back	1,514	-	-	-	-	-	-	-	-	-	-	-	-	-	-
ADLED11 • Side chair • Upholstered seat	-	1,496	1,512	1,530	1,550	1,576	1,602	1,626	1,650	1,701	1,799	-	-	1,512	-
														1 yds	
ADLED11A • Armchair • Upholstered seat	-	1,569	1,585	1,603	1,624	1,647	1,675	1,699	1,723	1,774	1,872	-	-	1,585	-
														1 yds	
ADLED6 • Side chair • Fully upholstered	-	1,545	1,564	1,581	1,606	1,637	1,664	1,692	1,722	1,779	1,892	-	-	1,564	-
														1.2 yds	
ADLED6A • Armchair • Fully upholstered	-	1,618	1,637	1,654	1,679	1,709	1,737	1,765	1,795	1,852	1,965	-	-	1,637	-
														1.2 yds	

A, B = Leather

COM = Customers own Material (yds)

COL = Customers own Leather (sq ft.)

All prices listed in US \$

To specify your chair...

1. Check the Standard Features and Finishes and select the Model you require
2. Select the Fabric Grade for the fabric you are using, this will give you the basic price per chair
3. Select any Optional Extras or Alternative Finishes you require and add on any extra costs as shown per chair
4. You now have the total cost and specification for Your Chair

When ordering, please ensure that you send us all this information, so we can correctly fulfil your requirements.

SENATOR

**AD-LIB
WORK LOUNGE**

AD-LIB
WORK LOUNGE



WORK, REST, PLAY

Collaboration is seen as the key to business success today and Ad-Lib Work Lounge has been developed specifically to react to this requirement. Designed by PearsonLloyd with postural flexibility and ease of movement as key factors, the Work Lounge design has been

evolved through a new construction methodology that has significantly reduced the use of PU foams, resulting in a light environmental footprint for this type of product.

Providing a relaxed, comfortable, seated environment, Ad-Lib Work

Lounge has been developed as a unique solution to enable movement, flexibility and teamwork, breaking away from the static environments of traditional work settings. Described as a 'mobile soft seat', it is designed for collaborative work settings, enabling the user to move location easily.

DIMENSIONS

OH-Overall Height OD-Overall Depth OW-Overall Width AH-Arm Height BH-Back Height SH-Seat Height SW-Seat Width SD-Seat Depth



AD-LIB
WORK LOUNGE

STANDARD FEATURES (*Selected models only)

- Tubular Steel back frame with foam overmold and self support inner back membrane
- Fully upholstered in a select range of fabrics
- 4-star Aluminum base and column
- Fully upholstered height adjustable headrest*

OPTIONAL FEATURES

- Soft touch orbital fold down work surface
 - 2" soft wheel casters
 - Two-tone upholstery
 - Choice of finish options available
- * Click to see finishes page

PERFORMANCE STANDARDS

- ANSI/BIFMA x 5.4-2012*
- SCS-EC10.3-2014 v. 4.0 Indoor Advantage Gold



DESIGN
PearsonLloyd

The London based practice takes a collaborative approach to its work, embracing the restrictions imposed by production, the market and all the other factors that define a brief. Their work is grounded in research and at

the core is an attempt to understand the relationship between a product, its place, and the way people use it. It is this innovative thinking that earned PearsonLloyd a Red Dot Award for the design of Ad-Lib for Senator.

AD-LIB
WORK LOUNGE

OPTIONS

There are four variations of the Ad-Lib Work Lounge. The chair can be specified on either casters or glides, with the option to add a headrest or orbital work surface.



AT A GLANCE


1. Height adjustable headrest
2. Innovative lightweight fully upholstered backrest
3. 360° orbital fold down large format work surface
4. 4 Star Aluminum base with casters or glides



GOOD TO KNOW

Work surfaces features a button activated swivel hinge – just drop the tablet and rotate away!

Please note: Features are model dependent, please refer to price list pages when specifying



AD-LIB
WORK LOUNGE

FINISH OPTIONS

- Soft touch orbital fold down work surface available in Anthracite Gray PU
- 4 Star Aluminum base available in either Anthracite Gray powder coat or Polished Aluminum and column in Anthracite Gray powder coat
- Ad-Lib Work Lounge can be upholstered in a select range of upholstery fabrics from The Senator Group standard collection

STEEL FRAME FINISHES



Anthracite Gray (PU)

BASE FINISHES



Anthracite Gray (Powder Coat)




Polished Aluminum

WANT TO KNOW MORE?

Our literature is available to download from our resource section on our website. For training notes, you can contact usmarketing@thesenatorgroup.com or call +1 (419) 887 5806

A full range overview and the following resources are available on each product page of our website.

For quick inspiration and all the latest news, follow us on social @senator_social.



Specification Sheet



Symbols



Environmental Data



Images (High Res)

AD-LIB
WORK LOUNGE

- Standard feature
- Not available
- Optional feature

	ADLWLO1 Chair Casters	ADLWLO2 Chair Glides	ADLWLO3 Chair Headrest Casters	ADLWLO4 Chair Headrest Glides
Weight	41lbs	41lbs	45lbs	45lbs
Tubular steel back frame with foam overmold and self-supporting inner back membrane	●	●	●	●
Molded seat foam	●	●	●	●
Fully upholstered in selected fabrics	●	●	●	●
4-star base in Aluminum and swivel column finished in Anthracite Gray powder coat	●	●	●	●
Fully upholstered height adjustable headrest	□	□	●	●
2" hard wheel casters in Black	●	□	●	□
Glides in Brushed Aluminum (only available with a plastic base)	□	●	□	●
Two-tone upholstery (use the price of the highest grade of the fabrics selected)	●	●	●	●
2" soft wheel casters available in Black	+ \$45	-	+ \$45	-
4-star base available in Polished Aluminum	+ \$95	+ \$95	+ \$95	+ \$95
Soft touch PU orbital fold down work surface available in Anthracite Gray	+ \$390	+ \$390	+ \$390	+ \$390

* Click here to see available Finishes.

Ships Fully Assembled

Ad-Lib Work Lounge Caster Options

Soft caster options are an upcharge of \$45 per chair

- 2" Twin soft wheel casters for hard floors.



Hard wheel (standard)



Soft wheel



Plastic glides (standard)

AD-LIB
WORK LOUNGE

Fabric grade	Fabric Selection 1	Fabric Selection 2	Fabric Selection 3
ADLWLO1 · Chair · With casters	2,719	2,990	3,263
ADLWLO2 · Chair · With glides	2,682	2,953	3,226
ADLWLO3 · Chair · With headrest and casters	2,985	3,285	3,583
ADLWLO4 · Chair · With headrest and glides	2,949	3,247	3,547



Fabric Selection 1	Fabric Selection 2	Fabric Selection 3
Camira Synergy	Camira Blazer	Kvadrat Divina 3
Maharam Manner	Maharam Mode	Kvadrat Divina MD
Maharam Messenger		Kvadrat Divina Melange 3
Maharam Metric		Kvadrat Steelcut Trio 3
Maharam Meld		Kvadrat Tonus 4
		Momentum Boom II



Optional Soft touch PU orbital fold down work surface available in Anthracite Gray \$390 extra

To specify your chair...

1. Check the Standard Features and Finishes and select the Model you require
2. Select the Fabric Grade for the fabric you are using, this will give you the basic price per chair
3. Select any Optional Extras or Alternative Finishes you require and add on any extra costs as shown per chair
4. You now have the total cost and specification for Your Chair

When ordering, please ensure that you send us all this information, so we can correctly fulfil your requirements.

SENATOR

AD-LIB TABLES

AD-LIB TABLES

Looking at how people work, the Ad-Lib range has evolved and now offers new top shapes and sizes.

With technology at the forefront of the design; power, AV and USB outlets are conveniently located under the desk surface and accessed through an easily removable polished acrylic cable access tray which sits neatly on a cable tidy porthole. The tables feature an innovative tech knit sock which also acts as cable management when used with an integrated power module.

AD-LIB TABLES

STANDARD FEATURES (*Selected models only)

- 4 star base tables utilize an aluminum base and top casting with a steel riser
- Shrouded 4 star base tables utilize an aluminum framework covered in a technical knitted fabric
- Single Leg tables utilize an aluminum ski and top castings with steel risers and twin steel beams
- Shrouded 'V' leg tables utilize an aluminum ski and top casting with steel risers covered in a technical knitted fabric
- Leveling adjusters
- 1" TFL (Edge 69) & tops

OPTIONAL FEATURES

- Range of top shapes including: soft square, circular, rectangular, soft rectangular, 'V' and 'U' shaped meeting tables
- Optional in table power module
- Vertical cable riser

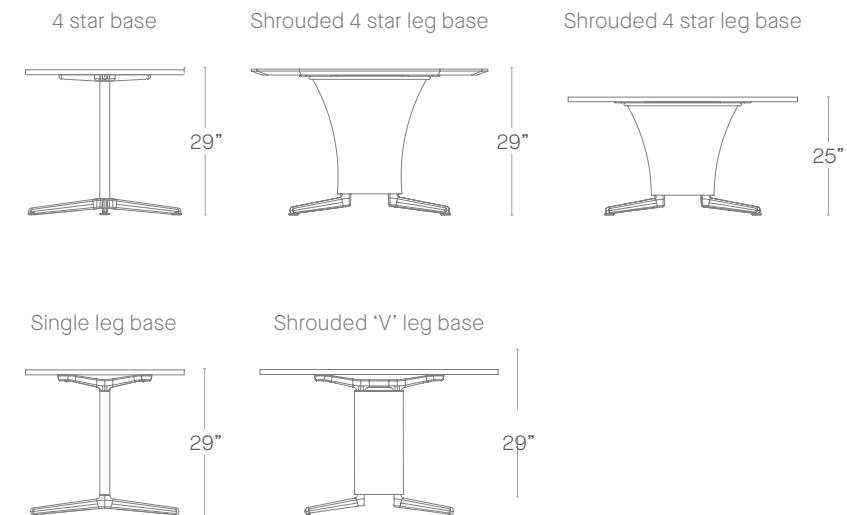
PERFORMANCE STANDARDS

Designed to conform to and where applicable is tested to the following standards:

- BIFMA X5.5 × 2014
- SCS-EC10.3-2014 v. 3.0 Indoor Advantage Gold**



LEG TYPES



DESIGN

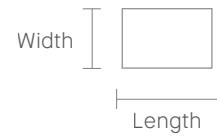
PearsonLloyd

The London based practice takes a collaborative approach to its work, embracing the restrictions imposed by production, the market and all the other factors that define a brief. Their work is grounded in research and at

the core is an attempt to understand the relationship between a product, its place, and the way people use it. It is this innovative thinking that earned PearsonLloyd a Red Dot Award for the design of Ad-Lib for Senator.

AD-LIB SINGLE LEG TABLES

Rectangle with Single Leg

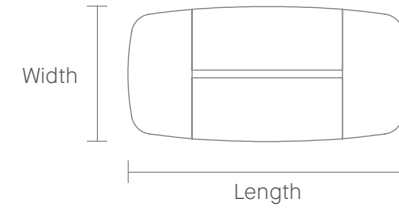


108" is a two piece top

	48" L	54" L	60" L	72" L	78" L	84" L	96" L	108" L
30" W	●	●	●	●	●	-	-	-
36" W	-	-	●	●	●	●	-	-
42" W	-	-	●	●	●	●	●	●

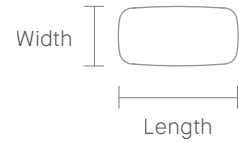
AD-LIB SINGLE LEG TABLES

Soft Rectangle Conference Table



	144" L	156" L	162" L	174" L
70" W	●	-	●	-
82" W	-	●	-	●

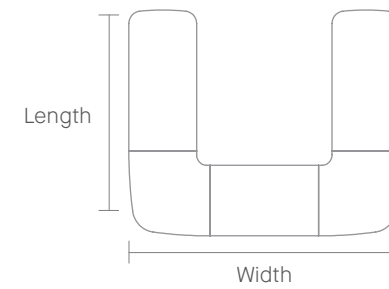
Soft Rectangle with Single Leg



108" & 120" is a two piece top

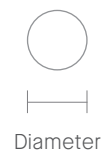
	72" L	78" L	84" L	96" L	108" L	120" L
36" W	●	-	-	-	-	-
42" W	-	●	●	●	●	●

'U' Shape Conference Table



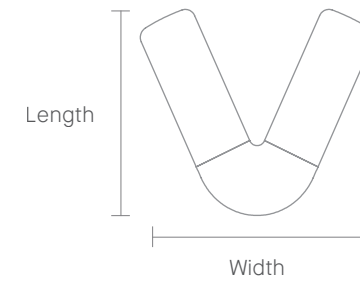
	116" L	126" L	134" L	144" L
138" W	●	-	●	-
158" W	-	●	-	●

Round with 4 Star Base



	16" H	29" H	41" H
30" D	●	●	●
36" D	-	●	-

'V' Shape with Round Back Conference Table



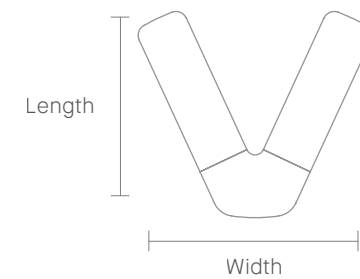
	120" L	123" L	136" L	139" L
124" W	●	-	-	-
138" W	-	-	●	-
142" W	-	●	-	-
155" W	-	-	-	●

Soft Square with 4 Star Base



	16" H	29" H	41" H
30" Wx30" L	●	●	●
36" Wx36" L	-	●	-

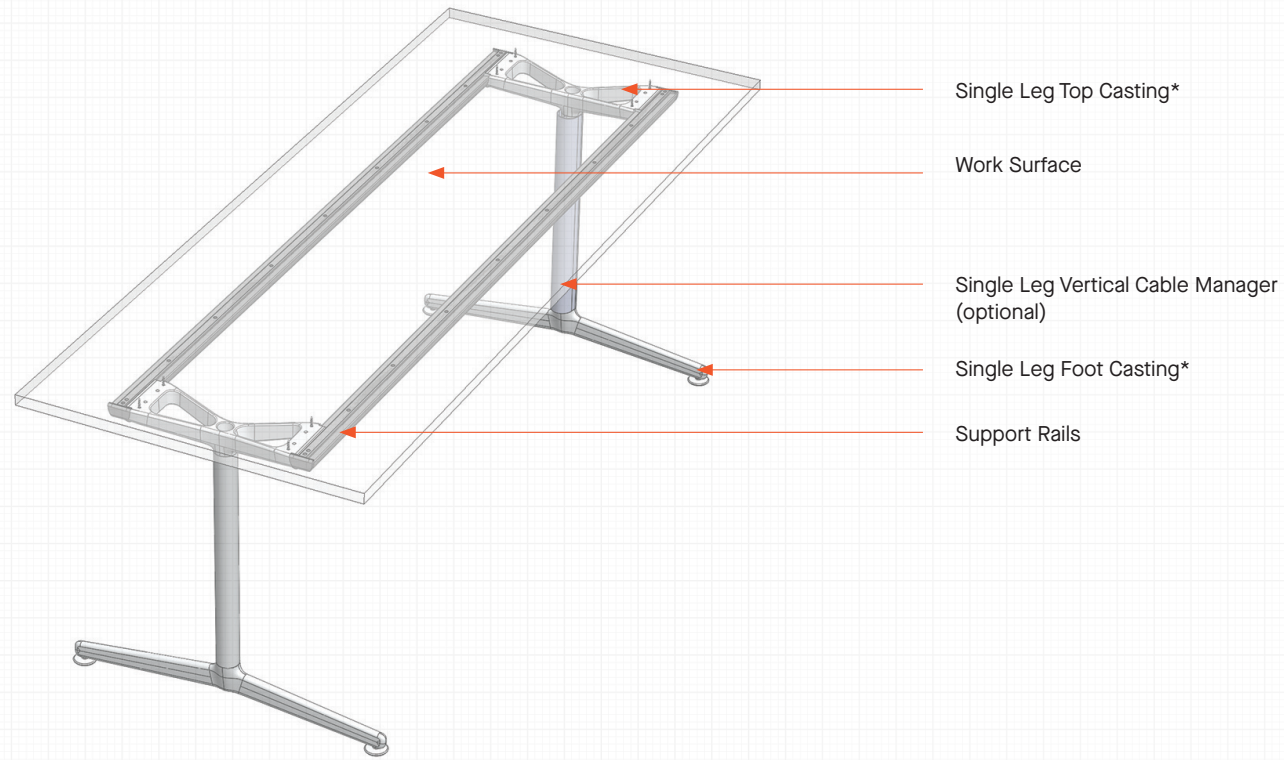
'V' Shape with Flat Back Conference Table




	117" L	123" L	133" L	139" L
124" W	●	-	-	-
138" W	-	-	●	-
142" W	-	●	-	-
155" W	-	-	-	●

AD-LIB SINGLE LEG TABLES

SINGLE LEG MEETING TABLES AND CONFERENCE TABLES



4 STAR BASE TABLE



* Top Casting & Foot Casting Available in Polished Chrome

ALP4830RC	ALP5430RC	ALP6030RC	ALP7230RC	ALP7830RC	ALP30RDC	ALP30RD	ALP30RDP	ALP36RD
ALP30SSC	ALP30SS	ALP30SSP	ALP36SS	ALP6036RC	ALP7236RC	ALP7836RC	ALP8436RC	
ALP6042RC	ALP7242RC	ALP7842RC	ALP8442RC	ALP9642RC	ALP10842RC			
ALP7236SR	ALP7842SR	ALP8442SR	ALP9642SR	ALP10842SR	ALP12042SR			
ALP14470SR	ALP16270SR	ALP15682SR	ALP17482SR					
ALP138116UR	ALP158126UR	ALP138134UR	ALP158144UR					
ALP124120RVR	ALP124117FVR	ALP142123RVR	ALP142123FVR					
ALP138136RVR	ALP138133FVR	ALP155139RVR	ALP155139FVR					

AD-LIB SINGLE LEG TABLES

FRAMEWORK



Single Legs

Single Legs are used on all rectangular, soft rectangular and conference tables 42" deep and below.



Pillar Single Legs

Pillar Single Legs are used on conference tables to reduce space by eliminating the foot and replacing it with an adjustable glide. This maximizes the usable space around the corners of the tables.



4 Star Pillar Base

The single pillar 4 star base is used on small 30" and 36" round, and 30" x 30" and 36" x 36" soft square tables. The frame is available at 16" (coffee), 29" (meeting) and 41" (café) heights for various uses.

CABLE MANAGEMENT (OPTIONAL)



Horizontal Cable Management

Power and data are fed from the floor, up the side of the leg and along the underside of the top and through the optional fabric horizontal cable manager, where it meets the in desk power unit.



Vertical Cable Management

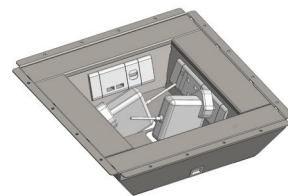
Vertical cable management for the Single Leg is provided in the form of an optional clip on aluminum extrusion cable channel which attaches directly to the Single Leg and requires no tools for assembly.

POWER AND ACCESSORIES (OPTIONAL)



Accessories

In conjunction with the power units a range of accessories are available. The tray is included with each power unit option and a pen pot and an accessory box can be added if required.



Code A & B

The meeting table optional power and power/AV units are available in all tables with a shrouded V leg or Single Leg.

[* Click here to see power option details](#)



Code E

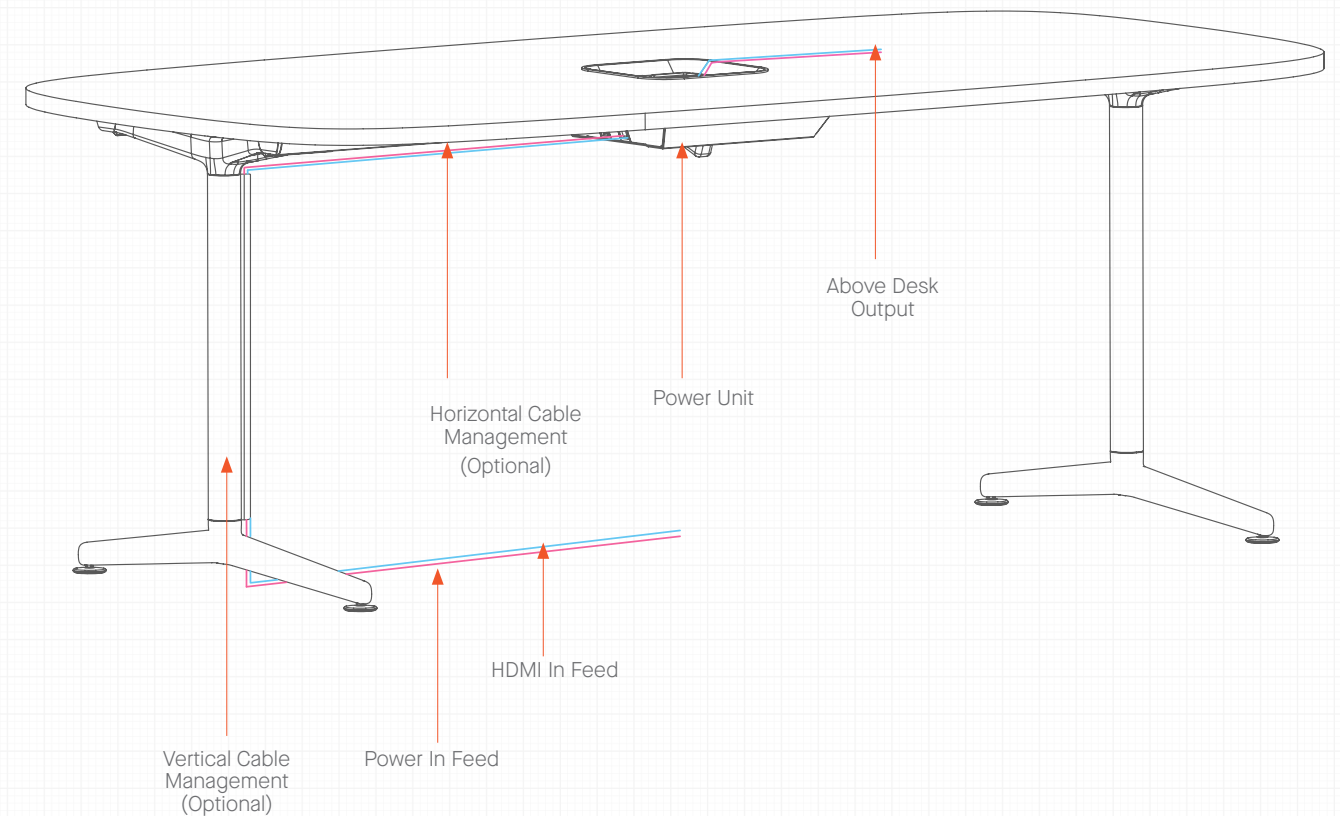
Desk mountable power units are also available for all conference Single Leg tables and are clamped to the desk surface.

SINGLE LEG MEETING TABLES AND CONFERENCE TABLES








Ad-Lib table power is fed from the floor through a floor box (or similar output) and up through the optional aluminum vertical cable riser which discretely covers the cables. The cables then run through the optional fabric horizontal cable riser to the table power unit which is located in the center of the table top.

Desk top accessories/chargers plug directly into the top of the power unit and exit through the cable porthole fixed into the top. This is accessed by lifting the cable port tray to reveal the outlets underneath.

* Two options of power unit are available, 4 power only (A) and 4 power with 4 powered USB and 1 HDMI (B).



AD-LIB SINGLE LEG TABLES

Rectangular tables	TFL 	TFL Grades	Optional Polished Leg Castings	Electrical Options	Usually Seats	
Edge reference	(Edge 69)					
ALP4830RC • Rectangle • 29"h • 48" x 30" • 2 Legs	1,890 1,947 2,042	TFL Standard TFL Premium Colors TFL Premium Wood Grains	+ \$96	A,B SEE NOTE 1	4	
ALP5430RC • Rectangle • 29"h • 54" x 30" • 2 Legs	1,909 1,967 2,062	TFL Standard TFL Premium Colors TFL Premium Wood Grains	+ \$96	A,B SEE NOTE 1	4	
ALP6030RC • Rectangle • 29"h • 60" x 30" • 2 Legs	1,949 2,008 2,105	TFL Standard TFL Premium Colors TFL Premium Wood Grains	+ \$96	A,B SEE NOTE 1	4-6	
ALP7230RC • Rectangle • 29"h • 72" x 30" • 2 Legs	1,997 2,057 2,157	TFL Standard TFL Premium Colors TFL Premium Wood Grains	+ \$96	A,B SEE NOTE 1	4-6	
ALP7830RC • Rectangle • 29"h • 78" x 30" • 2 Legs	2,051 2,113 2,216	TFL Standard TFL Premium Colors TFL Premium Wood Grains	+ \$96	A,B SEE NOTE 1	6	













Note 1: When ordering electrics, add a suffix to the product code noting the power module required. (For example ALP4830RC-A). This will provide the table with the required cutout which will be located centrally in the top. Power modules to be ordered separately, [Click here to see Power Modules.](#)

All prices listed in USD \$
Ships KD = Knock Down (Assembly Required)

Finishes & Features Available...

TFL Standard	UM Urban Maple WH White WK Winter Oak SO Strata Oak GRO Greige Castello Oak DHI Dark Rockford Hickory LG Light Gray
TFL Premium Colors	BLT Basalt PUW Premium White PUB Premium Black TAG Taupe Gray SLG Slate Gray COG Cobalt Gray ABL Alby Blue SGR Smoke Green DSA Deep Sahara
TFL Premium Wood Grains	DCO Brown Casella Oak NCO Natural Casella Oak LCO Light Casella Oak BOK Black Casella Oak
Leg & Frame Colors	GS Slate Gray BL Black LGR Light Gray

AD-LIB SINGLE LEG TABLES

Rectangular tables	TFL 	TFL Grades	Optional Polished Leg Castings	Electrical Options	Usually Seats	
Edge reference	(Edge 69)					
ALP6036RC • Rectangle • 29"h • 60" x 36" • 2 Legs	1,973 2,033 2,131	TFL Standard TFL Premium Colors TFL Premium Wood Grains	+ \$96	A,B SEE NOTE 1	4-6	
ALP7236RC • Rectangle • 29"h • 72" x 36" • 2 Legs	2,025 2,086 2,187	TFL Standard TFL Premium Colors TFL Premium Wood Grains	+ \$96	A,B SEE NOTE 1	4-6	
ALP7836RC • Rectangle • 29"h • 78" x 36" • 2 Legs	2,069 2,132 2,235	TFL Standard TFL Premium Colors TFL Premium Wood Grains	+ \$96	A,B SEE NOTE 1	6	
ALP8436RC • Rectangle • 29"h • 84" x 36" • 2 Legs	2,138 2,203 2,310	TFL Standard TFL Premium Colors TFL Premium Wood Grains	+ \$96	A,B SEE NOTE 1	6-8	
ALP6042RC • Rectangle • 29"h • 60" x 42" • 2 Legs	1,996 2,056 2,156	TFL Standard TFL Premium Colors TFL Premium Wood Grains	+ \$96	A,B SEE NOTE 1	4-6	
ALP7242RC • Rectangle • 29"h • 72" x 42" • 2 Legs	2,063 2,125 2,229	TFL Standard TFL Premium Colors TFL Premium Wood Grains	+ \$96	A,B SEE NOTE 1	4-6	
ALP7842RC • Rectangle • 29"h • 78" x 42" • 2 Legs	2,097 2,160 2,265	TFL Standard TFL Premium Colors TFL Premium Wood Grains	+ \$96	A,B SEE NOTE 1	6	
ALP8442RC • Rectangle • 29"h • 84" x 42" • 2 Legs	2,145 2,210 2,317	TFL Standard TFL Premium Colors TFL Premium Wood Grains	+ \$96	A,B SEE NOTE 1	6	
ALP9642RC • Rectangle • 29"h • 96" x 42" • 2 Legs	2,242 2,310 2,422	TFL Standard TFL Premium Colors TFL Premium Wood Grains	+ \$96	A,B SEE NOTE 1	6-8	
ALP10842RC • Rectangle • 29"h • 108" x 42" • 3 Legs	3,290 3,389 3,554	TFL Standard TFL Premium Colors TFL Premium Wood Grains	+ \$142	A,B SEE NOTE 1	8	 2 Tops

Note 1: When ordering electrics, add a suffix to the product code noting the power module required. (For example ALP4830RC-A) This will provide the table with the required cutout which will be located centrally in the top. Power module to be ordered separately, [Click here to see details.](#)

All prices listed in USD \$
Ships KD = Knock Down (Assembly Required)

Note 2: When ordering electrics, add a suffix to the product code noting the power module required. (For example ALP10842RC-A) This will provide the table with the two required cutouts which will be located centrally in each of the tops. Power modules to be ordered separately, [Click here to see details.](#)

To specify your table...

1. Think through the configuration of Table you require
2. Select the Codes of the individual items you need to achieve your configuration
3. Choose Finishes where appropriate: 'top' finishes / frame color / fabric color
4. Consider supporting product, cable management, and accessories

AD-LIB SINGLE LEG TABLES











Soft Rectangular tables	TFL  (Edge 69)	TFL Grades	Optional Polished Leg Castings	Electrical Options	Usually Seats	
ALP7236SR • Soft rectangle • 29”h • 72” x 36” • 2 Legs	2,026 2,087 2,189	TFL Standard TFL Premium Colors TFL Premium Wood Grains	+ \$96	A,B SEE NOTE 1	6	
ALP7842SR • Soft rectangle • 29”h • 78” x 42” • 2 Legs	2,146 2,211 2,318	TFL Standard TFL Premium Colors TFL Premium Wood Grains	+ \$96	A,B SEE NOTE 1	6	
ALP8442SR • Soft rectangle • 29”h • 84” x 42” • 2 Legs	2,193 2,259 2,369	TFL Standard TFL Premium Colors TFL Premium Wood Grains	+ \$96	A,B SEE NOTE 1	6	
ALP9642SR • Soft rectangle • 29”h • 96” x 42” • 2 Legs	2,288 2,357 2,472	TFL Standard TFL Premium Colors TFL Premium Wood Grains	+ \$96	A,B SEE NOTE 1	6-8	
ALP10842SR • Soft rectangle • 29”h • 108” x 42” • 3 Legs	3,374 3,476 3,644	TFL Standard TFL Premium Colors TFL Premium Wood Grains	+ \$142	A,B SEE NOTE 2	8	 2 Tops
ALP12042SR • 2 piece soft rectangle • 29”h • 120” x 42” • 3 Legs	3,383 3,485 3,654	TFL Standard TFL Premium Colors TFL Premium Wood Grains	+ \$142	A,B SEE NOTE 2	8-10	 2 Tops

Note 1: When ordering electrics, add a suffix to the product code noting the power module required. (For example ALP4830RC-A) This will provide the table with the required cutout which will be located centrally in the top. Power module to be ordered separately. [Click here to see details.](#)

Note 2: When ordering electrics, add a suffix to the product code noting the power module required. (For example ALP10842SR-A) This will provide the table with the two required cutouts which will be located centrally in each of the tops. Power modules to be ordered separately. [Click here to see details.](#)

All prices listed in USD \$
Ships KD = Knock Down (Assembly Required)

AD-LIB SINGLE LEG TABLES

Round/soft square tables	TFL  (Edge 69)	TFL Grades	Optional Polished Leg Castings	Electrical Options	Usually Seats	
ALP30RDC • Round • 16”h • 30” dia • 1 leg	823 848 889	TFL Standard TFL Premium Colors TFL Premium Wood Grains	+ \$48	-	2	
ALP30RD • Round • 29”h • 30” dia • 1 leg	857 883 926	TFL Standard TFL Premium Colors TFL Premium Wood Grains	+ \$48	-	2	
ALP30RDP • Round • 41”h • 30” dia • 1 leg	884 911 955	TFL Standard TFL Premium Colors TFL Premium Wood Grains	+ \$48	-	2	
ALP36RD • Round • 29”h • 36” dia • 1 leg	884 911 955	TFL Standard TFL Premium Colors TFL Premium Wood Grains	+ \$48	-	3	
ALP30SSC • Soft Square • 16”h • 30” x 30” • 1 leg	837 863 904	TFL Standard TFL Premium Colors TFL Premium Wood Grains	+ \$48	-	2	
ALP30SS • Soft Square • 29”h • 30” x 30” • 1 leg	866 892 936	TFL Standard TFL Premium Colors TFL Premium Wood Grains	+ \$48	-	2	
ALP30SSP • Soft Square • 41”h • 30” x 30” • 1 leg	895 922 967	TFL Standard TFL Premium Colors TFL Premium Wood Grains	+ \$48	-	2	
ALP36SS • Soft Square • 29”h • 36” x 36” • 1 leg	907 935 980	TFL Standard TFL Premium Colors TFL Premium Wood Grains	+ \$48	-	4	

All prices listed in USD \$
Ships KD = Knock Down (Assembly Required)


Finishes & Features Available...

TFL Standard	UM Urban Maple WH White WK Winter Oak SO Strata Oak GRO Greige Castello Oak DHI Dark Rockford Hickory LG Light Gray
TFL Premium Colors	BLT Basalt PUW Premium White PUB Premium Black TAG Taupe Gray SLG Slate Gray COG Cobalt Gray ABL Alby Blue SGR Smoke Green DSA Deep Sahara
TFL Premium Wood Grains	DCO Brown Casella Oak NCO Natural Casella Oak LCO Light Casella Oak BOK Black Casella Oak
Leg & Frame Colors	GS Slate Gray BL Black LGR Light Gray

To specify your table...

1. Think through the configuration of Table you require
2. Select the Codes of the individual items you need to achieve your configuration
3. Choose Finishes where appropriate: 'top' finishes / frame color / fabric color
4. Consider supporting product, cable management, and accessories

AD-LIB SINGLE LEG TABLES











Soft Rectangular tables / Round ended 'U' tables	TFL  (Edge 69)	TFL Grades	Optional Polished Leg Castings	Electrical Options	Usually Seats	
Edge reference						
ALP14470SR • Soft Rectangle • 29"h • 33" depth tops • 144" x 70" • 8 Legs	11,845 12,201 12,793	TFL Standard TFL Premium Colors TFL Premium Wood Grains	+ \$380	E SEE NOTE 1	10-12	
ALP16270SR • Soft Rectangle • 29"h • 33" depth tops • 162" x 70" • 8 Legs	11,778 12,132 12,721	TFL Standard TFL Premium Colors TFL Premium Wood Grains	+ \$380	E SEE NOTE 1	12-14	
ALP15682SR • Soft Rectangle • 29"h • 39" depth tops • 156" x 82" • 8 Legs	11,808 12,163 12,753	TFL Standard TFL Premium Colors TFL Premium Wood Grains	+ \$380	E SEE NOTE 1	14-16	
ALP17482SR • Soft Rectangle • 29"h • 39" depth tops • 174" x 82" • 8 Legs	11,971 12,331 12,929	TFL Standard TFL Premium Colors TFL Premium Wood Grains	+ \$380	E SEE NOTE 1	16-18	
ALP138116UR • Round Ended U • 29"h • 30" depth tops • 116" x 138" • 8 Legs	8,470 8,725 9,148	TFL Standard TFL Premium Colors TFL Premium Wood Grains	+ \$380	E SEE NOTE 1	10-12	
ALP158126UR • Round Ended U • 29"h • 42" depth tops • 126" x 158" • 8 Legs	8,729 8,991 9,428	TFL Standard TFL Premium Colors TFL Premium Wood Grains	+ \$380	E SEE NOTE 1	10-13	
ALP138134UR • Round Ended U • 29"h • 30" depth tops • 134" x 138" • 8 Legs	8,701 8,963 9,398	TFL Standard TFL Premium Colors TFL Premium Wood Grains	+ \$380	E SEE NOTE 1	12-14	
ALP158144UR • Round Ended U • 29"h • 42" depth tops • 144" x 158" • 8 Legs	8,999 9,269 9,719	TFL Standard TFL Premium Colors TFL Premium Wood Grains	+ \$380	E SEE NOTE 1	12-15	

Note 1: Power module to be ordered separately, Click here to see details.

All prices listed in USD \$

Ships KD = Knock Down (Assembly Required)

AD-LIB SINGLE LEG TABLES

Soft Rectangular tables / Round ended 'U' tables	TFL  (Edge 69)	TFL Grades	Optional Polished Leg Castings	Electrical Options	Usually Seats	
Edge reference						
ALP124120RVR • Round 'V' with Round Ends • 29"h • 30" depth tops • 120" x 124" • 5 Legs	5,587 5,755 6,034	TFL Standard TFL Premium Colors TFL Premium Wood Grains	+ \$238	E SEE NOTE 1	6-8	
ALP124117FVR • Flat 'V' with Round Ends • 29"h • 30" depth tops • 117" x 124" • 5 Legs	5,587 5,755 6,034	TFL Standard TFL Premium Colors TFL Premium Wood Grains	+ \$238	E SEE NOTE 1	7-9	
ALP142123RVR • Round 'V' with Round Ends • 29"h • 42" depth tops • 123" x 142" • 5 Legs	5,700 5,871 6,156	TFL Standard TFL Premium Colors TFL Premium Wood Grains	+ \$238	E SEE NOTE 1	6-8	
ALP142123FVR • Flat 'V' with Round Ends • 29"h • 42" depth tops • 123" x 142" • 5 Legs	5,700 5,871 6,156	TFL Standard TFL Premium Colors TFL Premium Wood Grains	+ \$238	E SEE NOTE 1	7-9	
ALP138136RVR • Round 'V' with Round Ends • 29"h • 30" depth tops • 136" x 138" • 5 Legs	5,847 6,023 6,315	TFL Standard TFL Premium Colors TFL Premium Wood Grains	+ \$238	E SEE NOTE 1	8-9	
ALP138133FVR • Flat 'V' with Round Ends • 29"h • 30" depth tops • 133" x 138" • 5 Legs	5,847 6,023 6,315	TFL Standard TFL Premium Colors TFL Premium Wood Grains	+ \$238	E SEE NOTE 1	9	
ALP155139RVR • Round 'V' with Round Ends • 29"h • 42" depth tops • 139" x 155" • 5 Legs	5,969 6,149 6,447	TFL Standard TFL Premium Colors TFL Premium Wood Grains	+ \$238	E SEE NOTE 1	8-9	
ALP155139FVR • Flat 'V' with Round Ends • 29"h • 42" depth tops • 139" x 155" • 5 Legs	5,969 6,149 6,447	TFL Standard TFL Premium Colors TFL Premium Wood Grains	+ \$238	E SEE NOTE 1	9	

Note 1: Power module to be ordered separately, Click here to see details.

All prices listed in USD \$

Ships KD = Knock Down (Assembly Required)

Finishes & Features Available...

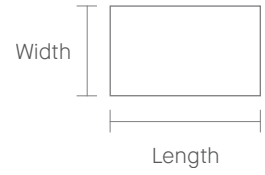
TFL Standard	UM Urban Maple WH White WK Winter Oak SO Strata Oak GRO Greige Castello Oak DHI Dark Rockford Hickory LG Light Gray
TFL Premium Colors	BLT Basalt PUW Premium White PUB Premium Black TAG Taupe Gray SLG Slate Gray COG Cobalt Gray ABL Alby Blue SGR Smoke Green DSA Deep Sahara
TFL Premium Wood Grains	DCO Brown Casella Oak NCO Natural Casella Oak LCO Light Casella Oak BOK Black Casella Oak
Leg & Frame Colors	GS Slate Gray BL Black LGR Light Gray

To specify your table...

1. Think through the configuration of Table you require
2. Select the Codes of the individual items you need to achieve your configuration
3. Choose Finishes where appropriate: 'top' finishes / frame color / fabric color
4. Consider supporting product, cable management, and accessories

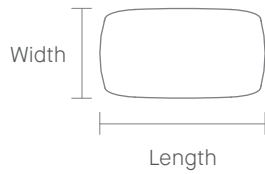
AD-LIB SHROUDED LEG TABLES

Rectangle with Shrouded V Leg



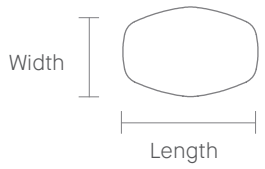
	78" L	84" L	96" L	108" L	120" L	144" L	156" L
48" W	●	●	●	●	●	●	-
54" W	●	●	●	-	●	-	●

Soft Rectangle with Shrouded V Leg



	84" L	96" L	144" L	156" L
48" W	●	●	●	-
54" W	-	-	-	●

Soft Rectangle with Shrouded V Leg



15	72" L	84" L	96" L	144" L
48" W	●	●	●	●
54" W	●	●	●	●

AD-LIB SHROUDED LEG TABLES

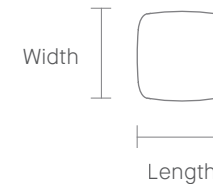
Round with Shrouded 4 Star Leg



Round

	25" H	29" H
48" D	●	●
60" D	●	●

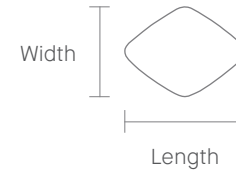
Soft Square with Shrouded 4 Star Leg



Soft square

	25" H	29" H
48" L x 48" W	●	●
60" L x 60" W	●	●

Soft Diamond with Shrouded 4 Star Leg

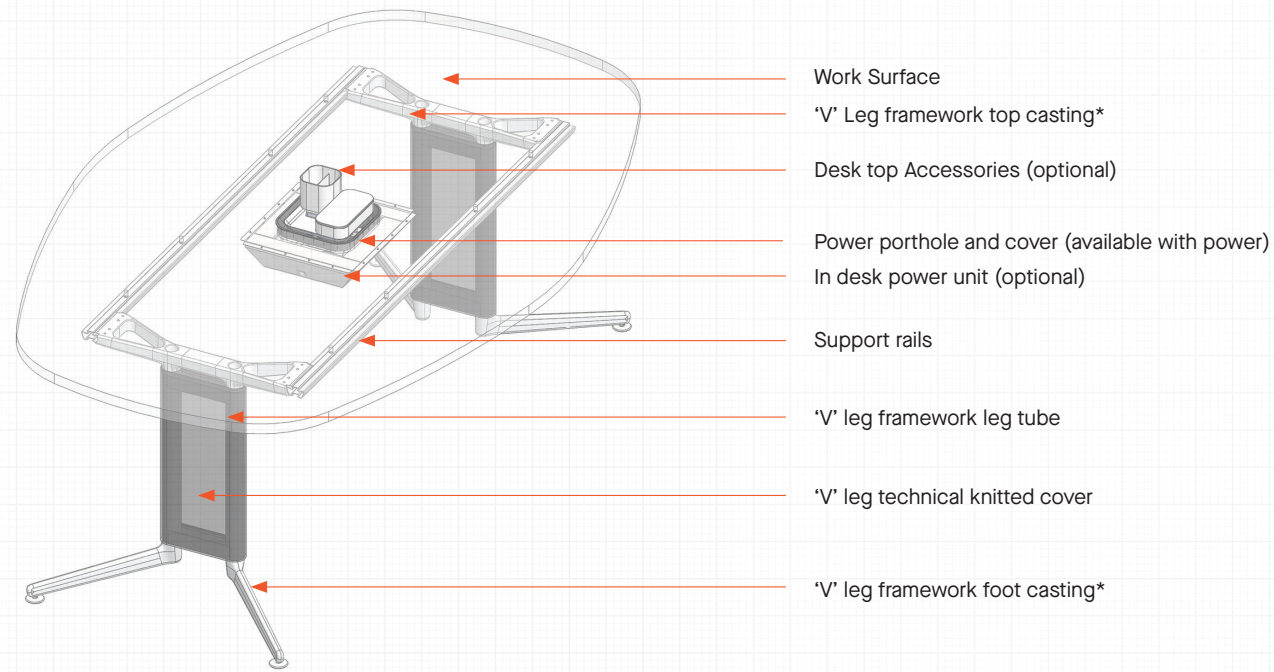


Diamond


	25" H	29" H
60" L x 48" W	-	●

AD-LIB SHROUDED LEG TABLES

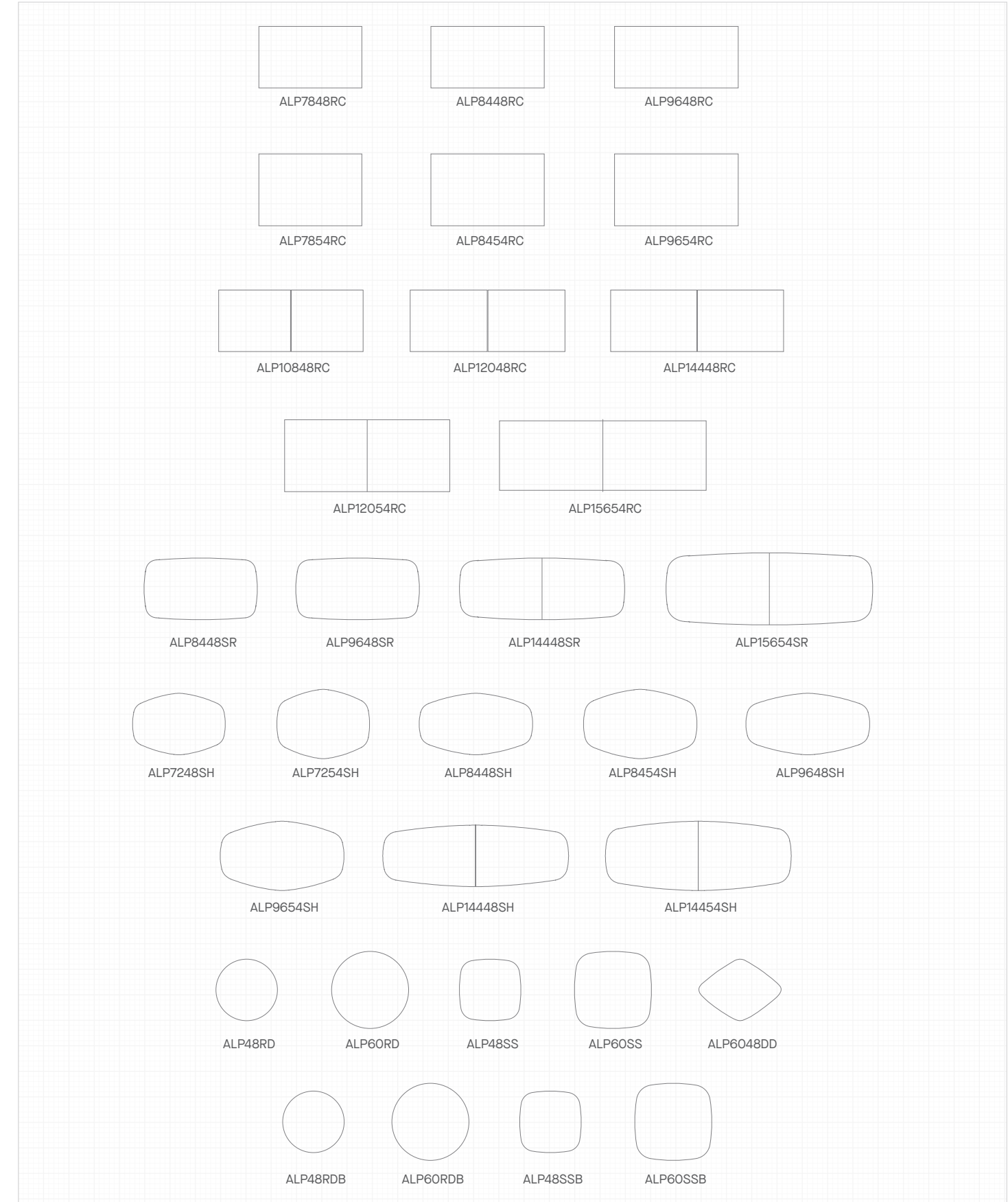
SHROUDED 'V' LEG MEETING TABLES AND CONFERENCE TABLES



SHROUDED 4 STAR BASE TABLE



*Top casting & foot casting available in polished chrome



AD-LIB SHROUDED LEG TABLES

FRAMEWORK



Shrouded 'V' Legs

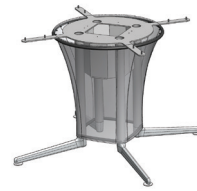
The shrouded V legs are used on all rectangular, soft rectangular and soft hexagon tables 48" deep and above.

The legs are covered in a technical knitted mesh to conceal any cables from the optional in table power unit taking cables vertically from floor to table top.



Shrouded Mid Legs

A straight mid leg version is available where the table is a multi top construction.

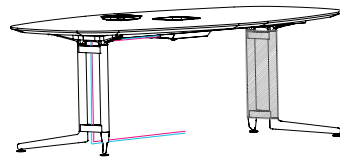


Shrouded 4 Star Base

The 4 star shrouded base is available in 25" or 29" high and is covered with a technical knitted mesh to conceal any power or AV cables from the optional in table power unit.

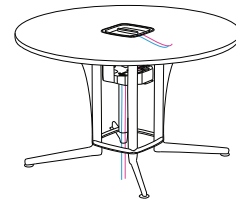
The frame is supported on four aluminum cast feet.

VERTICAL CABLE MANAGEMENT



Shrouded Flying 'V' Legs

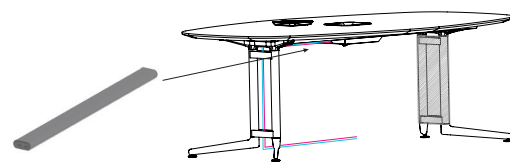
Vertical cable management in the shrouded flying 'V' leg is provided as standard through the access void within the frame allowing cable to run from underneath the top down through the legs.



Shrouded 4 Star Base

Vertical cable management in the shrouded 4 star base is provided through the access void within the frame allowing cables to suspend vertically from the optional in table power unit.

HORIZONTAL CABLE MANAGEMENT (OPTIONAL)



Optional Horizontal cable management is also available to transport power and AV cables along the underside of the top.

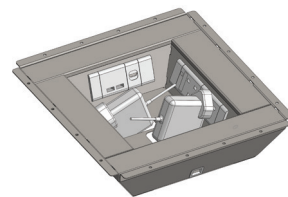
Power and AV are fed from the floor up the leg and along the underside of the top, through the fabric horizontal cable manager where it meets the in-desk power unit.

POWER AND ACCESSORIES (OPTIONAL)



Accessories

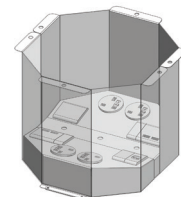
In conjunction with the power units a range of accessories are available. The tray is included with each power unit option and a pen pot and an accessory box can be added if required.



Code A & B

The meeting table optional power and power/AV units are available in all tables with a shrouded V leg or Single Leg.


[* Click here to see power option details](#)



Code C & D

Optional power and power / AV units are available to fit directly to the underside of the tables using the 4 star shrouded base.

[* Click here to see power option details](#)



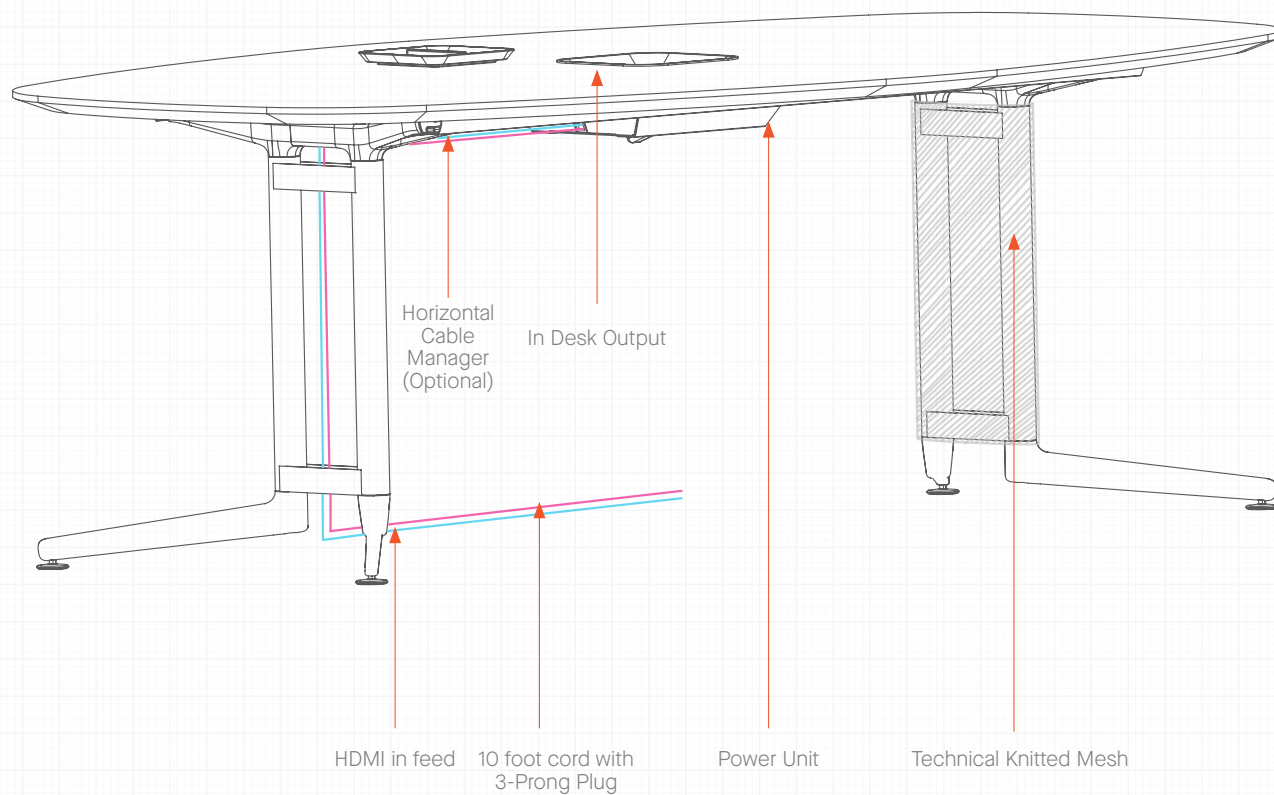
AD-LIB SHROUDED 'V' LEG TABLES

SHROUDED 'V' LEG MEETING TABLES

Ad-Lib meeting table power is fed from the floor through a floor box (or similar output) and up through the technical knitted mesh table leg which discretely covers any cables. The cables then run horizontally through optional horizontal wire managers, to the in table power unit which is located in the table top.

Laptops, mobile devices, and HDMI plug directly into the top of the power unit and exit through the cable porthole fixed into the top. This is accessed by lifting the cable port tray to reveal the outlets underneath.

- * Two options of power units are available, 4 power only (A) and 4 power with 4 powered USB and 1 HDMI (B).



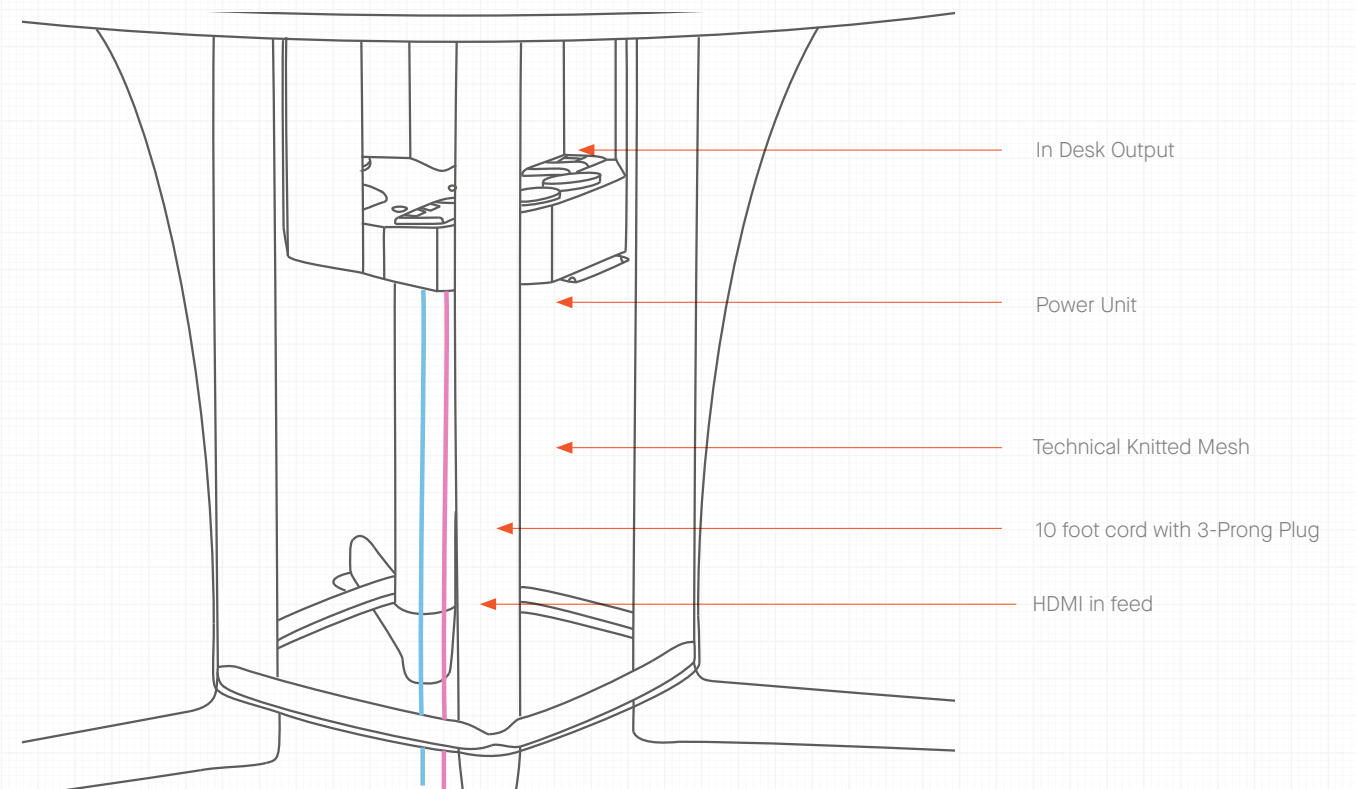
AD-LIB SHROUDED 4 STAR TABLES

SHROUDED 4 STAR BASE MEETING TABLES WITH POWER









Ad-Lib work lounge table power is fed from the floor through a floor box (or a similar output) directly into the table power unit which is located in the table top and is discretely concealed by the table's technical knitted cover.

Laptops, mobile devices, and HDMI plug directly into the top of the power unit and exit through the cable porthole fixed into the top. This is accessed by lifting the cable port tray to reveal the outlets underneath.

- * Two options of power units are available, 4 power only (C) and 4 power with 4 powered USB and 1 HDMI (D).










AD-LIB SHROUDED 'V' LEG TABLES

Rectangular Tables	TFL  (Edge 69)	TFL Grades	Optional Polished Leg Castings	Electrical Options	Usually Seats	
ALP7848RC • Rectangle • 29"h • 78" x 48" • 2 Legs	3,374 3,476 3,644	TFL Standard TFL Premium Colors TFL Premium Wood Grains	+ \$96	A, B SEE NOTE 1	6	
ALP8448RC • Rectangle • 29"h • 84" x 48" • 2 Legs	3,422 3,525 3,696	TFL Standard TFL Premium Colors TFL Premium Wood Grains	+ \$96	A, B SEE NOTE 1	6-8	
ALP9648RC • Rectangle • 29"h • 96" x 48" • 2 Legs	3,501 3,607 3,782	TFL Standard TFL Premium Colors TFL Premium Wood Grains	+ \$96	A, B SEE NOTE 1	6-8	
ALP7854RC • Rectangle • 29"h • 78" x 54" • 2 Legs	3,405 3,508 3,678	TFL Standard TFL Premium Colors TFL Premium Wood Grains	+ \$96	A, B SEE NOTE 1	6-8	
ALP8454RC • Rectangle • 29"h • 84" x 54" • 2 Legs	3,455 3,559 3,732	TFL Standard TFL Premium Colors TFL Premium Wood Grains	+ \$96	A, B SEE NOTE 1	6-10	
ALP9654RC • Rectangle • 29"h • 96" x 54" • 2 Legs	3,539 3,646 3,823	TFL Standard TFL Premium Colors TFL Premium Wood Grains	+ \$96	A, B SEE NOTE 1	8-10	

Note 1: When ordering electrics, add a suffix to the product code noting the power module required. (For example ALP4830RC-A) This will provide the table with the required cutout which will be located centrally in the top. Power modules to be ordered separately, [Click here to see details.](#)

All prices listed in USD \$
Ships KD = Knock Down (Assembly Required)

AD-LIB SHROUDED 'V' LEG TABLES

Rectangular tables	TFL  (Edge 69)	TFL Grades	Optional Polished Leg Castings	Electrical Options	Usually Seats	
ALP10848RC • 2-piece Rectangle • 29"h • 108" x 48" • 3 Legs	5,145 5,300 5,557	TFL Standard TFL Premium Colors TFL Premium Wood Grains	+ \$142	A,B SEE NOTE 1	8-10	 2 power units
ALP12048RC • 2-piece Rectangle • 29"h • 120" x 48" • 3 Legs	5,246 5,404 5,666	TFL Standard TFL Premium Colors TFL Premium Wood Grains	+ \$142	A,B SEE NOTE 1	8-10	 2 power units
ALP14448RC • 2-piece Rectangle • 29"h • 144" x 48" • 3 Legs	5,321 5,481 5,747	TFL Standard TFL Premium Colors TFL Premium Wood Grains	+ \$142	A,B SEE NOTE 1	8-10	 2 power units
ALP12054RC • 2-piece Rectangle • 29"h • 120" x 54" • 3 Legs	5,300 5,459 5,724	TFL Standard TFL Premium Colors TFL Premium Wood Grains	+ \$142	A,B SEE NOTE 1	8-12	 2 power units
ALP15654RC • 2-piece Rectangle • 29"h • 156" x 54" • 3 Legs	5,477 5,642 5,916	TFL Standard TFL Premium Colors TFL Premium Wood Grains	+ \$142	A,B SEE NOTE 1	10-14	 2 power units

Note 1: When ordering electrics, add a suffix to the product code noting the power module required. (For example ALP10848RC-A) This will provide the table with the two required cutouts which will be located centrally in each of the tops. If electrical options are specified for these tops, two power units are required. Power modules to be ordered separately, [Click here to see details.](#)

All prices listed in USD \$
Ships KD = Knock Down (Assembly Required)





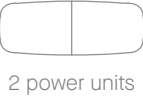

Finishes & Features Available...

TFL Standard	UM Urban Maple WH White WK Winter Oak SO Strata Oak GRO Greige Castello Oak DHI Dark Rockford Hickory LG Light Gray
TFL Premium Colors	BLT Basalt PUW Premium White PUB Premium Black TAG Taupe Gray SLG Slate Gray COG Cobalt Gray ABL Alby Blue SGR Smoke Green DSA Deep Sahara
TFL Premium Wood Grains	DCO Brown Casella Oak NCO Natural Casella Oak LCO Light Casella Oak BOK Black Casella Oak
Leg & Frame Colors	GS Slate Gray BL Black LGR Light Gray

To specify your table...

1. Think through the configuration of Table you require
2. Select the Codes of the individual items you need to achieve your configuration
3. Choose Finishes where appropriate: 'top' finishes / frame color / fabric color
4. Consider supporting product, cable management, and accessories

AD-LIB SHROUDED 'V' LEG TABLES

Soft Rectangular Tables	TFL  (Edge 69)	TFL Grades	Optional Polished Leg Castings	Electrical Options	Usually Seats	
ALP8448SR • Soft Rectangle • 29"h • 84" x 48" • 2 Legs	3,438 3,542 3,714	TFL Standard TFL Premium Colors TFL Premium Wood Grains	+ \$96	A, B SEE NOTE 1	6	
ALP9648SR • Soft Rectangle • 29"h • 96" x 48" • 2 Legs	3,541 3,648 3,825	TFL Standard TFL Premium Colors TFL Premium Wood Grains	+ \$96	A, B SEE NOTE 1	6-8	
ALP14448SR • Soft Rectangle • 29"h • 144" x 48" • 3 Legs * See Note 2	5,373 5,535 5,803	TFL Standard TFL Premium Colors TFL Premium Wood Grains	+ \$142	A, B SEE NOTE 2	8-10	
ALP15654SR • Soft Rectangle • 29"h • 156" x 54" • 3 Legs * See Note 2	5,503 5,669 5,944	TFL Standard TFL Premium Colors TFL Premium Wood Grains	+ \$142	A, B SEE NOTE 2	10-14	

Note 1: When ordering electrics, add a suffix to the product code noting the power module required. (For example ALP4830RC-A) This will provide the table with the required cutout which will be located centrally in the top. Power module to be ordered separately, Click here to see details.



Note 2: When ordering electrics, add a suffix to the product code noting the power module required. (For example ALP14448SR-A) This will provide the table with the two required cutouts which will be located centrally in each of the tops. Power modules to be ordered separately, Click here to see details.

All prices listed in USD \$
Ships KD = Knock Down (Assembly Required)

Finishes & Features Available...

TFL Standard	UM Urban Maple WH White WK Winter Oak SO Strata Oak GRO Greige Castello Oak DHI Dark Rockford Hickory LG Light Gray
TFL Premium Colors	BLT Basalt PUW Premium White PUB Premium Black TAG Taupe Gray SLG Slate Gray COG Cobalt Gray ABL Alby Blue SGR Smoke Green DSA Deep Sahara
TFL Premium Wood Grains	DCO Brown Casella Oak NCO Natural Casella Oak LCO Light Casella Oak BOK Black Casella Oak
Leg & Frame Colors	GS Slate Gray BL Black LGR Light Gray

AD-LIB SHROUDED 'V' LEG TABLES

Soft Hexagon tables	TFL  (Edge 69)	TFL Grades	Optional Polished Leg Castings	Electrical Options	Usually Seats	
ALP7248SH • Soft Hexagon • 29"h • 72" x 48" • 2 Legs	3,087 3,180 3,334	TFL Standard TFL Premium Colors TFL Premium Wood Grains	+ \$96	A,B SEE NOTE 1	6	
ALP7254SH • Soft Hexagon • 29"h • 72" x 54" • 2 Legs	3,113 3,207 3,363	TFL Standard TFL Premium Colors TFL Premium Wood Grains	+ \$96	A,B SEE NOTE 1	6	
ALP8448SH • Soft Hexagon • 29"h • 84" x 48" • 2 Legs	3,350 3,451 3,618	TFL Standard TFL Premium Colors TFL Premium Wood Grains	+ \$96	A,B SEE NOTE 1	6-8	
ALP8454SH • Soft Hexagon • 29"h • 84" x 54" • 2 Legs	3,412 3,515 3,685	TFL Standard TFL Premium Colors TFL Premium Wood Grains	+ \$96	A,B SEE NOTE 1	6-8	
ALP9648SH • Soft Hexagon • 29"h • 96" x 48" • 2 Legs	3,423 3,526 3,697	TFL Standard TFL Premium Colors TFL Premium Wood Grains	+ \$96	A,B SEE NOTE 1	8	
ALP9654SH • Soft Hexagon • 29"h • 96" x 54" • 2 Legs	3,541 3,648 3,825	TFL Standard TFL Premium Colors TFL Premium Wood Grains	+ \$96	A,B SEE NOTE 1	8	
ALP14448SH • Soft Hexagon • 29"h • 144" x 48" • 3 Legs * See Note 2	5,373 5,535 5,803	TFL Standard TFL Premium Colors TFL Premium Wood Grains	+ \$142	A,B SEE NOTE 2	10	
ALP14454SH • Soft Hexagon • 29"h • 144" x 54" • 3 Legs * See Note 2	5,503 5,669 5,944	TFL Standard TFL Premium Colors TFL Premium Wood Grains	+ \$142	A,B SEE NOTE 2	10	

Note 1: When ordering electrics, add a suffix to the product code noting the power module required. (For example ALP4830RC-A) This will provide the table with the required cutout which will be located centrally in the top. Power module to be ordered separately, Click here to see details.

Note 2: When ordering electrics, add a suffix to the product code noting the power module required. (For example ALP14448SH-A) This will provide the table with the two required cutouts which will be located centrally in each of the tops. Power modules to be ordered separately, Click here to see details.

All prices listed in USD \$
Ships KD = Knock Down (Assembly Required)

To specify your table...

1. Think through the configuration of Table you require
2. Select the Codes of the individual items you need to achieve your configuration
3. Choose Finishes where appropriate: 'top' finishes / frame color / fabric color
4. Consider supporting product, cable management, and accessories






AD-LIB SHROUDED 4 STAR TABLES WITHOUT POWER

Meeting Height Tables	TFL (Edge 69)	TFL Grades	Optional Polished Leg Castings	Electrical Options	Usually Seats	
Edge reference						
ALP48RD • Round • 29"h • 48" dia. • 1 Leg	2,458 2,532 2,655	TFL Standard TFL Premium Colors TFL Premium Wood Grains	+ \$96	SEE NOTE 1	4	
ALP60RD • Round • 29"h • 60" dia. • 1 Leg	2,558 2,635 2,763	TFL Standard TFL Premium Colors TFL Premium Wood Grains	+ \$96	SEE NOTE 1	5-6	
ALP48SS • Soft Square • 29"h • 48" x 48" • 1 Leg	2,458 2,532 2,655	TFL Standard TFL Premium Colors TFL Premium Wood Grains	+ \$96	SEE NOTE 1	4	
ALP60SS • Soft Square • 29"h • 60" x 60" • 1 Leg	2,558 2,635 2,763	TFL Standard TFL Premium Colors TFL Premium Wood Grains	+ \$96	SEE NOTE 1	4-8	
ALP6048DD • Diamond • 29"h • 60" x 48" • 1 Leg	2,518 2,594 2,720	TFL Standard TFL Premium Colors TFL Premium Wood Grains	+ \$96	SEE NOTE 1	4	

Note 1: If electrics are required, Click here to see details.

All prices listed in USD \$
Ships KD = Knock Down (Assembly Required)

AD-LIB SHROUDED 4 STAR TABLES WITHOUT POWER

Breakout height tables	TFL (Edge 69)	TFL Grades	Optional Polished Leg Castings	Electrical Options	Usually Seats	
Edge reference						
ALP48RDB • Round • 25"h • 48" dia. • 1 Leg	2,513 2,589 2,715	TFL Standard TFL Premium Colors TFL Premium Wood Grains	+ \$96	SEE NOTE 1	4	
ALP60RDB • Round • 25"h • 60" dia. • 1 Leg	2,613 2,692 2,823	TFL Standard TFL Premium Colors TFL Premium Wood Grains	+ \$96	SEE NOTE 1	5-6	
ALP48SSB • Soft Square • 25"h • 48" x 48" • 1 Leg	2,513 2,589 2,715	TFL Standard TFL Premium Colors TFL Premium Wood Grains	+ \$96	SEE NOTE 1	4	
ALP60SSB • Soft Square • 25"h • 60" x 60" • 1 Leg	2,613 2,692 2,823	TFL Standard TFL Premium Colors TFL Premium Wood Grains	+ \$96	SEE NOTE 1	4-8	

Note 1: If electrics are required, Click here to see details.

All prices listed in USD \$
Ships KD = Knock Down (Assembly Required)












Finishes & Features Available...

TFL Standard	UM Urban Maple WH White WK Winter Oak SO Strata Oak GRO Greige Castello Oak DHI Dark Rockford Hickory LG Light Gray
TFL Premium Colors	BLT Basalt PUW Premium White PUB Premium Black TAG Taupe Gray SLG Slate Gray COG Cobalt Gray ABL Alby Blue SGR Smoke Green DSA Deep Sahara
TFL Premium Wood Grains	DCO Brown Casella Oak NCO Natural Casella Oak LCO Light Casella Oak BOK Black Casella Oak
Leg & Frame Colors	GS Slate Gray BL Black LGR Light Gray

To specify your table...

1. Think through the configuration of Table you require
2. Select the Codes of the individual items you need to achieve your configuration
3. Choose Finishes where appropriate: 'top' finishes / frame color / fabric color
4. Consider supporting product, cable management, and accessories

AD-LIB SHROUDED 4 STAR TABLES WITH POWER

Meeting Height Tables	TFL (Edge 69)	TFL Grades	Optional Polished Leg Castings	Electrical Options	Usually Seats	
Edge reference						
ALP48RD-C • Round • 29”h • 48” dia. • 1 Leg	3,710 3,822 4,007	TFL Standard TFL Premium Colors TFL Premium Wood Grains	+ \$96	C	4	
ALP48RD-D • Round • 29”h • 48” dia. • 1 Leg	4,495 4,630 4,855	TFL Standard TFL Premium Colors TFL Premium Wood Grains	+ \$96	D	4	
ALP60RD-C • Round • 29”h • 60” dia. • 1 Leg	3,813 3,928 4,119	TFL Standard TFL Premium Colors TFL Premium Wood Grains	+ \$96	C	5-6	
ALP60RD-D • Round • 29”h • 60” dia. • 1 Leg	4,599 4,737 4,967	TFL Standard TFL Premium Colors TFL Premium Wood Grains	+ \$96	D	5-6	
ALP48SS-C • Soft Square • 29”h • 48” x 48” • 1 Leg	3,760 3,873 4,061	TFL Standard TFL Premium Colors TFL Premium Wood Grains	+ \$96	C	4	
ALP48SS-D • Soft Square • 29”h • 48” x 48” • 1 Leg	4,495 4,630 4,855	TFL Standard TFL Premium Colors TFL Premium Wood Grains	+ \$96	D	4	
ALP60SS-C • Soft Square • 29”h • 60” x 60” • 1 Leg	3,813 3,928 4,119	TFL Standard TFL Premium Colors TFL Premium Wood Grains	+ \$96	C	4-8	
ALP60SS-D • Soft Square • 29”h • 60” x 60” • 1 Leg	4,599 4,737 4,967	TFL Standard TFL Premium Colors TFL Premium Wood Grains	+ \$96	D	4-8	
ALP6048DD-C • Diamond • 29”h • 60” x 48” • 1 Leg	3,714 3,826 4,012	TFL Standard TFL Premium Colors TFL Premium Wood Grains	+ \$96	C	4	
ALP6048DD-D • Diamond • 29”h • 60” x 48” • 1 Leg	4,498 4,633 4,858	TFL Standard TFL Premium Colors TFL Premium Wood Grains	+ \$96	D	4	


All prices listed in USD \$

Ships KD = Knock Down (Assembly Required)

Finishes & Features Available...

TFL Standard	UM Urban Maple WH White WK Winter Oak SO Strata Oak GRO Greige Castello Oak DHI Dark Rockford Hickory LG Light Gray
TFL Premium Colors	BLT Basalt PUW Premium White PUB Premium Black TAG Taupe Gray SLG Slate Gray COG Cobalt Gray ABL Alby Blue SGR Smoke Green DSA Deep Sahara
TFL Premium Wood Grains	DCO Brown Casella Oak NCO Natural Casella Oak LCO Light Casella Oak BOK Black Casella Oak
Leg & Frame Colors	GS Slate Gray BL Black LGR Light Gray

AD-LIB SHROUDED 4 STAR TABLES WITH POWER

Breakout Height tables	TFL (Edge 69)	TFL Grades	Optional Polished Leg Castings	Electrical Options	Usually Seats	
Edge reference						
ALP48RDB-C • Round • 25”h • 48” dia. • 1 Leg	3,653 3,763 3,946	TFL Standard TFL Premium Colors TFL Premium Wood Grains	+ \$96	C	4	
ALP48RDB-D • Round • 25”h • 48” dia. • 1 Leg	4,440 4,574 4,796	TFL Standard TFL Premium Colors TFL Premium Wood Grains	+ \$96	D	4	
ALP60RDB-C • Round • 25”h • 60” dia. • 1 Leg	3,756 3,869 4,057	TFL Standard TFL Premium Colors TFL Premium Wood Grains	+ \$96	C	5-6	
ALP60RDB-D • Round • 25”h • 60” dia. • 1 Leg	4,541 4,678 4,905	TFL Standard TFL Premium Colors TFL Premium Wood Grains	+ \$96	D	5-6	
ALP48SSB-C • Soft Square • 25”h • 48” x 48” • 1 Leg	3,653 3,763 3,946	TFL Standard TFL Premium Colors TFL Premium Wood Grains	+ \$96	C	4	
ALP48SSB-D • Soft Square • 25”h • 48” x 48” • 1 Leg	4,440 4,574 4,796	TFL Standard TFL Premium Colors TFL Premium Wood Grains	+ \$96	D	4	
ALP60SSB-C • Soft Square • 25”h • 60” x 60” • 1 Leg	3,756 3,869 4,057	TFL Standard TFL Premium Colors TFL Premium Wood Grains	+ \$96	C	4-8	
ALP60SSB-D • Soft Square • 25”h • 60” x 60” • 1 Leg	4,541 4,678 4,905	TFL Standard TFL Premium Colors TFL Premium Wood Grains	+ \$96	D	4-8	

All prices listed in USD \$



Ships KD = Knock Down (Assembly Required)

To specify your table...

1. Think through the configuration of Table you require
2. Select the Codes of the individual items you need to achieve your configuration
3. Choose Finishes where appropriate: 'top' finishes / frame color / fabric color
4. Consider supporting product, cable management, and accessories

AD-LIB TABLES – Power and Accessories

Large Meeting Tables	Electrical Options	Price
ALPUSMDP4P · In table · Four power outlets · 10ft power cord with 3-prong plug	A	1,091 SEE NOTE 1
ALPUSMDP4PAV · In table · Four power outlets · 1 HDMI · 4 powered USB · 10ft power cord with 3-prong plug	B	1,739 SEE NOTE 1
Small Meeting Tables		
Power Module · In table · Four power outlets · 10ft power cord with 3-prong plug	C	For tables with power option C, Click here. SEE NOTE 2
Power & AV Module · In table · Four power outlets · 1 HDMI · 4 powered USB · 10ft power cord with 3-prong plug	D	For tables with power option D, Click here. SEE NOTE 2
ADPSC · Above table · White or Black · Two power outlets · 1 powered USB-A · 1 powered USB-C · 10ft power cord with 3-prong plug	E	423
ADPSS · Above Table · White or Black · Two power outlets · 1 powered USB-A · 1 powered USB-C · 10ft hardwire infeed	E	484
ALPLCR · Single Leg vertical cable management · Available in Black, Slate Gray, and Light Gray	–	54 Only suitable for single leg 29" high tables
Accessories		
ALPHCM03 · Horizontal cable manager · Black * See Note 3	–	160
ALPHCM06 · Horizontal cable manager · Black * See Note 4	–	200
ALPHCM09 · Horizontal cable manager · Black * See Note 5	–	240
DATPBL · Pen box with lid accessory · Only available in white	–	160
DATPP · Pen pot · Only available in white	–	147




Note 1: Available in Black

Note 2: In table power unit included in certain models. [Click here](#) to see details. Black Frame comes with a Black Power Unit
Slate Gray and Light Gray Frames come with a Slate Gray Power Unit

Note 3: Suitable for tables 48" to 60" long (price shown is for 1x cable manager only)

Note 4: Suitable for tables 72" to 84" long (price shown is for 1x cable manager only)

Note 5: Suitable for tables 96" to 102" long (price shown is for 1x cable manager only)



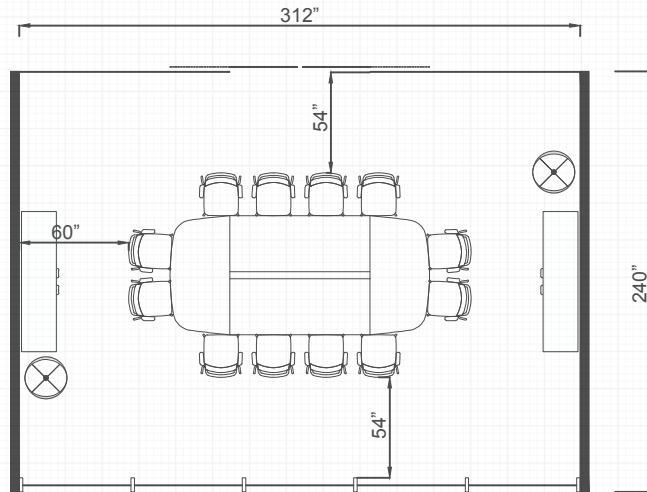
AD-LIB TABLES – Conference Room Planning

SEATING CAPACITY GUIDE

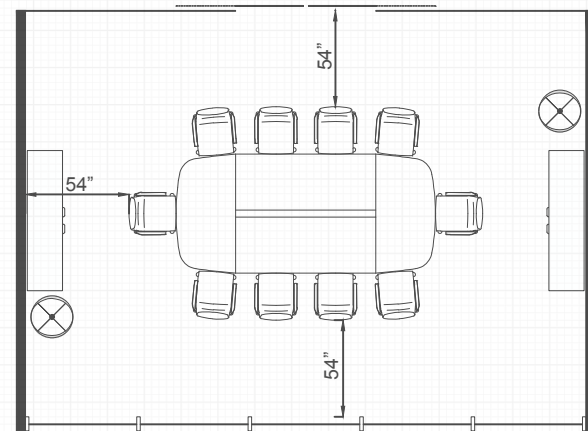
With so many top shapes and sizes to choose from, it can be difficult to visualize the amount of space required for each table. We have designed a room planning guide that shows some 'typical' set ups, designed to help you specify the right table. The diagrams offer an indication of spacial requirements, including advised distances between the table area and other furniture or walls. Each set up has two diagrams showing an estimated seating capacity based on conference seating and an estimated seating capacity using multi-purpose seating. The most important considerations are the size and purpose of your room because the tables size and shape, the size of the chairs and any ancillary storage credenzas, must be planned according to your room's capacity. It's important that the space does not become crowded.

Following are some example room configurations that include different kinds of seating. More configurations plus a full guide is available to download at thesenatorgroup.com

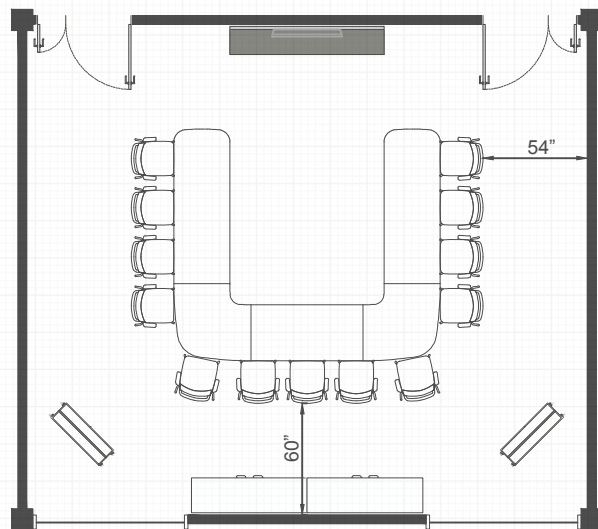
ALP14470SR with Multi-Purpose Seating



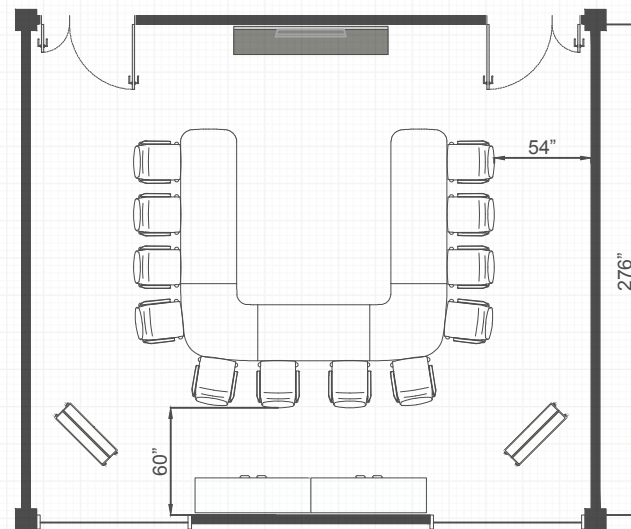
ALP14470SR with Conference Seating



ALP138134UR with Multi-Purpose Seating

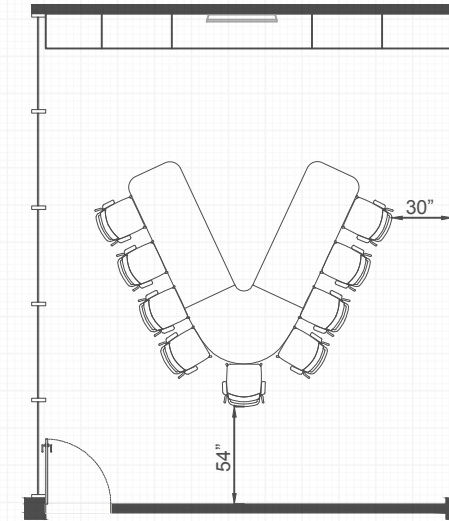


ALP138134UR with Conference Seating

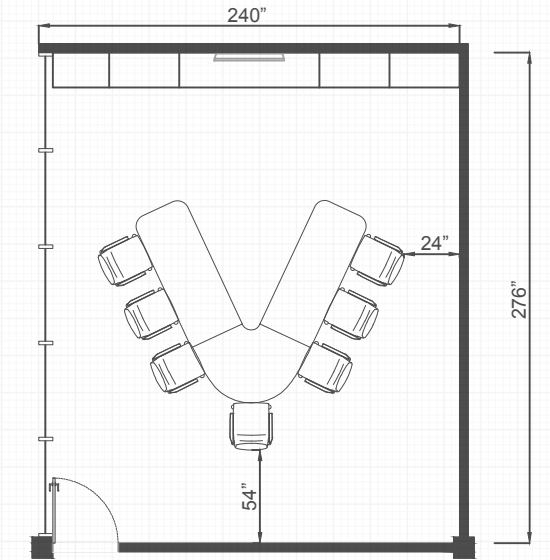


AD-LIB TABLES – Conference Room Planning

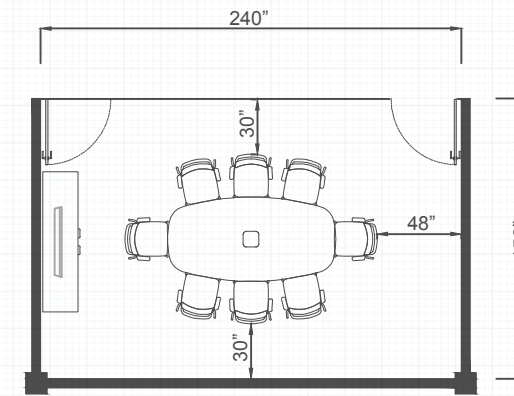
ALP138136RVR with Multi-Purpose Seating



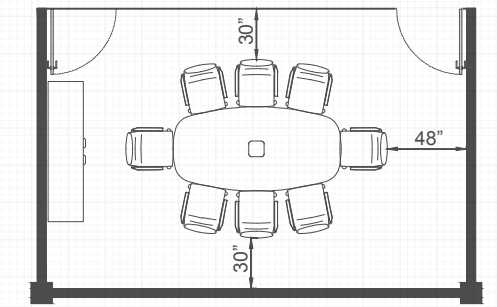
ALP138136RVR with Conference Seating



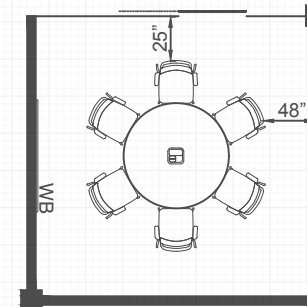
ALP9648SH with Multi-Purpose Seating



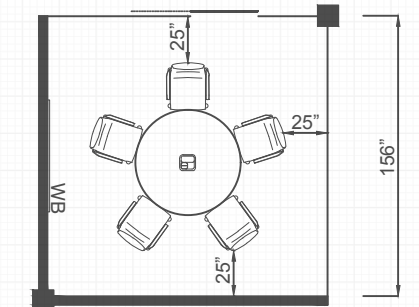
ALP9648SH with Conference Seating



ALP60RD with Multi-Purpose Seating




ALP60RD with Conference Seating



AD-LIB TABLES – Conference Room Planning

AD-LIB TABLES – Conference Room Planning

Product Code	Overall Dimensions	Conference Seating Capacity 30" wide	Multi-purpose Seating Capacity 26" wide
Ad-Lib Single Leg tables			
ALP4830RC	48" L x 30" W x 29"H	4	4
ALP5430RC	54" L x 30" W x 29" H	4	4
ALP6030RC	60" L x 30" W x 29" H	4	6
ALP7230RC	72" L x 30" W x 29" H	4	6
ALP7830RC	78" L x 30" W x 29" H	6	6
ALP6036RC	60" L x 36" W x 29" H	4	6
ALP7236RC	72" L x 36" W x 29" H	4	6
ALP7836RC	78" L x 36" W x 29" H	6	6
ALP8436RC	84" L x 36" W x 29" H	6	8
ALP6042RC	60" L x 42" W x 29" H	4	6
ALP7242RC	70" L x 42" W x 29" H	4	6
ALP7842RC	78" L x 42" W x 29" H	6	6
ALP8442RC	84" L x 42" W x 29" H	6	8
ALP9642RC	96" L x 42" W x 29" H	6	8
ALP10842RC	108" L x 42" W x 29" H	8	8
 ALP7236SR	72" L x 36" W x 29" H	6	6
ALP7842SR	78" L x 42" W x 29" H	6	6
ALP8442SR	84" L x 42" W x 29" H	6	6
ALP9642SR	97" L x 42" W x 29" H	6	8
ALP10842RC	108" L x 42" W x 29" H	8	8
ALP12042RC	120" L x 42" W x 29" H	8	10
ALP30RDC	30" Dia x 16" H	2	4
ALP30RD	30" Dia x 29" H	2	4
ALP30RDP	30" Dia x 41" H	2	4
ALP36RD	36" Dia x 29" H	4	6
ALP30SSC	30" L x 30" W x 16" H	2	4
ALP30SS	30" L x 30" W x 29" H	2	4
ALP30SSP	30" L x 30" W x 41" H	2	4
ALP36SS	36" L x 36" W x 29" H	4	4
ALP14470SR	144" L x 70" W x 29" H	10	12
ALP16270SR	162" L x 70" W x 29" H	12	14

Product Code	Overall Dimensions	Conference Seating Capacity 30" wide	Multi-purpose Seating Capacity 26" wide
Ad-Lib Single Leg tables			
ALP15682SR	156" L x 82" W x 29" H	14	16
ALP17482SR	174" L x 82" W x 29" H	16	18
ALP138116UR	116" L x 138" W x 29" H	10	12
ALP158126UR	126" L x 158" W x 29" H	10	13
ALP138134UR	134" L x 138" W x 29" H	12	14
ALP158144UR	144" L x 158" W x 29" H	12	15
ALP124120RVR	120" L x 124" W x 29" H	6	8
ALP124117FVR	117" L x 124" W x 29" H	7	9
ALP142123RVR	123" L x 142" W x 29" H	6	8
ALP142123FVR	123" L x 142" W x 29" H	7	9
ALP138136RVR	136" L x 138" W x 29" H	8	9
ALP138133FVR	133" L x 138" W x 29" H	9	9
ALP155139RVR	139" L x 155" W x 29" H	8	9
ALP155139FVR	139" L x 155" W x 29" H	9	9

AD-LIB TABLES – Conference Room Planning

Product Code	Overall Dimensions	Conference Seating Capacity 30" wide	Multi-purpose Seating Capacity 26" wide
Ad-Lib Shrouded V leg tables			
ALP7848RC	78" L x 48" W x 29" H	6	6
ALP8448RC	84" L x 48" W x 29" H	6	8
ALP9648RC	96" L x 48" W x 29" H	6	8
ALP7854RC	78" L x 54" W x 29" H	6	8
ALP8454RC	84" L x 54" W x 29" H	6	10
ALP9654RC	96" L x 54" W x 29" H	8	10
ALP10848RC	108" L x 48" W x 29" H	8	10
ALP12048RC	120" L x 48" W x 29" H	8	10
ALP14448RC	144" L x 48" W x 29" H	8	10
ALP12054RC	126" L x 54" W x 29" H	8	10
ALP15654RC	156" L x 54" W x 29" H	10	14
ALP8448SR	84" L x 48" W x 29" H	6	6
ALP9648SR	96" L x 48" W x 29" H	6	8
ALP14448SR	144" L x 48" W x 29" H	8	10
ALP15654SR	156" L x 54" W x 29" H	10	14
ALP7248SH	72" L x 48" W x 29" H	6	6
ALP7254SH	72" L x 54" W x 29" H	6	6
ALP8448SH	84" L x 48" W x 29" H	6	8
ALP8454SH	84" L x 54" W x 29" H	6	8
ALP9648SH	96" L x 48" W x 29" H	8	8
ALP9654SH	96" L x 54" W x 29" H	8	8
ALP14448SH	144" L x 48" W x 29" H	10	10
ALP14454SH	144" L x 54" W x 29" H	10	10

Ad-Lib Shrouded 4 star tables without power

ALP48RD	48" Dia x 29" H	4	4
ALP6ORD	60" Dia x 29" H	5	6
ALP48SS	48" L x 48" W x 29" H	4	4
ALP6OSS	60" L x 60" W x 29" H	4	8
ALP6048DD	60" L x 48" W x 29" H	4	4
ALP48RDB	48" Dia x 25" H	4	4
ALP6ORDB	60" Dia x 25" H	5	6
ALP48SSB	48" L x 48" W x 25" H	4	4
ALP6OSSB	60" L x 60" W x 25" H	4	8

AD-LIB TABLES – Conference Room Planning

Product Code	Overall Dimensions	Conference Seating Capacity 30" wide	Multi-purpose Seating Capacity 26" wide
Ad-Lib Shrouded 4 star tables with power			
ALP48RD-C	48" Dia x 29" H	4	4
ALP48RD-D	48" Dia x 29" H	4	4
ALP6ORD-C	60" Dia x 29" H	5	6
ALP6ORD-D	60" Dia x 29" H	5	6
ALP48SS-C	48" L x 48" W x 29" H	4	4
ALP48SS-D	48" L x 48" W x 29" H	4	4
ALP6OSS-C	60" L x 60" W x 29" H	4	8
ALP6OSS-D	60" L x 60" W x 29" H	4	8
ALP6048DD-C	60" L x 48" W x 29" H	4	4
ALP6048DD-D	60" L x 48" W x 29" H	4	4
ALP48RDB-C	48" Dia x 25" H	4	4
ALP48RDB-D	48" Dia x 25" H	4	4
ALP6ORDB-C	60" Dia x 25" H	5	6
ALP6ORDB-D	60" Dia x 25" H	5	6
ALP48SSB-C	48" L x 48" W x 25" H	4	4
ALP48SSB-D	48" L x 48" W x 25" H	4	4
ALP6OSSB-C	60" L x 60" W x 25" H	4	8
ALP6OSSB-D	60" L x 60" W x 25" H	4	8

FINISHES

AD-LIB TABLES FINISHES – Standard Top Finishes – TFL (Edge 69)


TFL STANDARD



Strata Oak



Urban Maple



White



Greige Castello Oak



Dark Rockford Hickory



Winter Oak



Light Gray

TFL PREMIUM COLORS



Basalt



Premium White



Premium Black



Taupe Gray



Slate Gray



Cobalt Gray



Alby Blue



Smoke Green



Deep Sahara

Color images above are for reference only. Please verify with actual color sample.

AD-LIB TABLES FINISHES – Standard Top Finishes – TFL (Edge 69)

TFL PREMIUM WOOD GRAINS



Brown Casella Oak



Natural Casella Oak



Light Casella Oak



Black Casella Oak

AD-LIB TABLES – Contrasting Edge Band

For use on TFL (Edge 69) tops only




Ply Effect Edging

CONTRASTING EDGE BAND

All TFL (Edge 69) tops come with a matching edge band as standard. Contrasting edge band can be specified.

Please contact customer service if you require a contrasting edge band.




FRAME / LEG FINISHES – FOR SINGLE LEG DESKS ONLY



Black



Slate Gray



Light Gray

FRAME / LEG FINISHES – FOR SHROUDED LEG DESKS ONLY



Black Frame/Leg with Black Mesh



Slate Gray Frame/Leg with Slate Gray Mesh



Light Gray Frame/Leg with Slate Gray Mesh