



## MOTE STORAGE

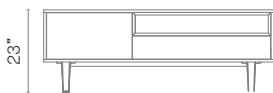
Mote storage has been designed to complement the full range of Mote seating. Featuring a contemporary silhouette, Mote storage comes in three heights that share a

common design language, ideal for meeting rooms and collaborative environments. Low Board storage is ideal for positioning beneath a large screen; Sideboards and High boards

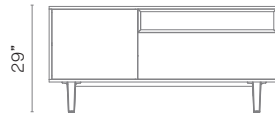
are a beautiful accompaniment to any meeting room and all can effortlessly house a number of multimedia devices.

## DIMENSIONS

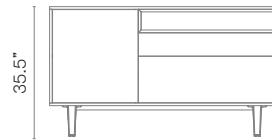
Low Board



Side Board



High Board



## DESIGN

### Senator

Our team of talented in house designers are responsible for creating elegant, innovative furniture designs which not only look beautiful, but minimise the impact on the world around us.

They come from all over the world, but are based in our Design Centre located in a quiet Lancashire village just outside the Ribble Valley. Our dedicated facility is over three floors which include studios, a materials test centre and prototyping lab.

### STANDARD FEATURES (\*Selected models only)

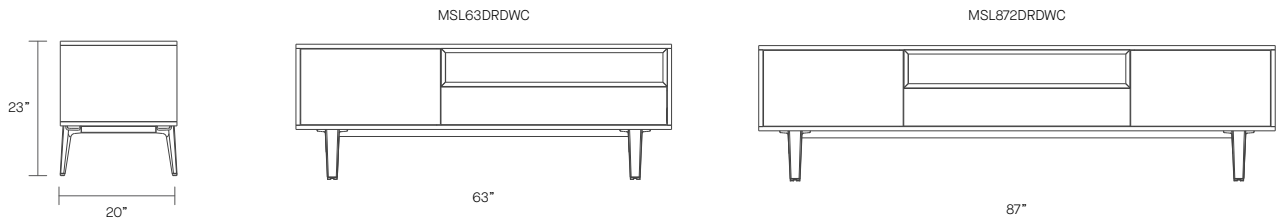
- TFL Carcass/Drawers/Doors
- Mitred TFL insert
- Push to open/soft close single drawers
- Push to open doors
- Cast Aluminum frame\*
- Plastic glides with leveling adjustment

### OPTIONAL FEATURES

- Contrast TFL door and drawer fronts
- Contrast TFL insert
- Porthole cable management

## MOTE STORAGE LOW BOARD DIMENSIONS

23" H



### STANDARD FEATURES (\*Selected models only)


- TFL Carcass/Drawers/Doors\*
- Mitred TFL insert
- Push to open/soft close single drawers\*
- Push to open/soft close filing drawers\*
- Push to open drop down\*
- Push to open doors\*
- Cast Aluminum frame\*
- Plastic glides with leveling adjustment

### OPTIONAL FEATURES

- Contrast TFL door and drawer fronts
- Contrast TFL insert
- Porthole cable management

## MOTE STORAGE SIDE BOARD DIMENSIONS

29" H



### STANDARD FEATURES (\*Selected models only)


- TFL Carcass/Drawers/Doors\*
- Mitred TFL insert
- Push to open/soft close single drawers\*
- Push to open/soft close filing drawers\*
- Push to open drop down\*
- Push to open doors\*
- Cast Aluminum frame\*
- Plastic glides with leveling adjustment

### OPTIONAL FEATURES

- Contrast TFL door and drawer fronts
- Contrast TFL insert
- Porthole cable management

## MOTE STORAGE HIGH BOARD DIMENSIONS

35.5" H



### STANDARD TOP FINISHES - TFL (Edge 69)



Carini Walnut



Autumn



Strata Oak




Urban Maple



Highland Oak



Winter Oak




White



Light Gray




Denim




Clay


### LEG FINISHES



Black (Textured)



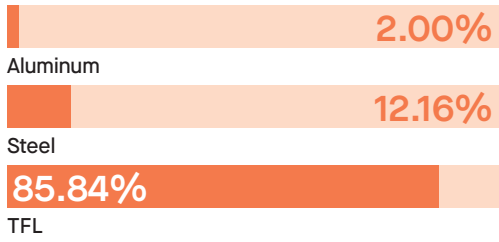
Anthracite Gray



Light Gray

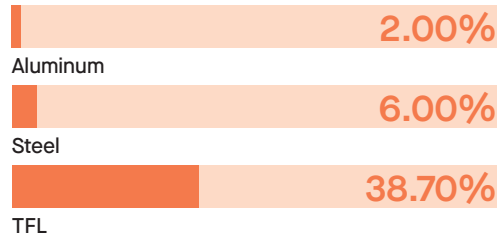
### MATERIAL CONTENT

Components are constructed of the following



### RECYCLED CONTENT

Contains up to 46.70% of Recycled Material



### RECYCLABILITY

The range is 100% recyclable

# 100%

### SENATOR 3 R'S

Senator is committed to continually improving the sustainability of all environmental aspects within our business.

To meet both international standards and our own environmental targets we apply the three R's principle

#### -Reduce, Reuse and Recycle.

While recycling is the element which

receives the most exposure it is actually the last option available and should never be the prime target in anyone's battle to reduce waste.

It is our duty as individuals and as a company to initially attempt to **Reduce** usage. Then we should look to **Reuse** wherever possible and finally, only after these two processes have been exhausted, should we consider **Recycling**.

# REDUCE REUSE RECYCLE