

SENATOR

PLAY STORAGE

Play Storage provides you and your team with a great storage solution that can house open storage, shelves and lockers. With an infinite number of possible combinations, you can have a high capacity, modular storage solution which is truly unique to you.



Play Storage – Product Detail

Cupboard Storage



Aluminium cast handles in black

Grain Direction

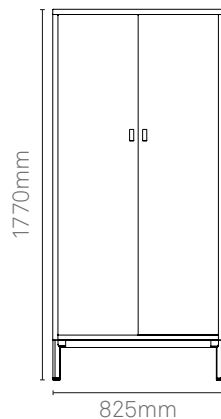
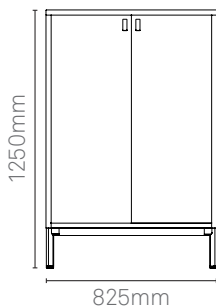
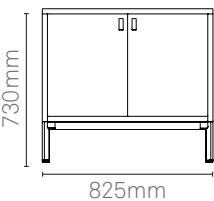
Side to side on horizontal panels and top to bottom on vertical panels. Front to back on shelves.

Storage Options

730mm high cupboard storage with one shelf
1250mm high cupboard storage with two shelves
1770mm high cupboard storage with three shelves

Rigid steel frame with levelling feet*

Dimensions 440mm deep



SENATOR

Play Storage – Product Detail

Open Storage



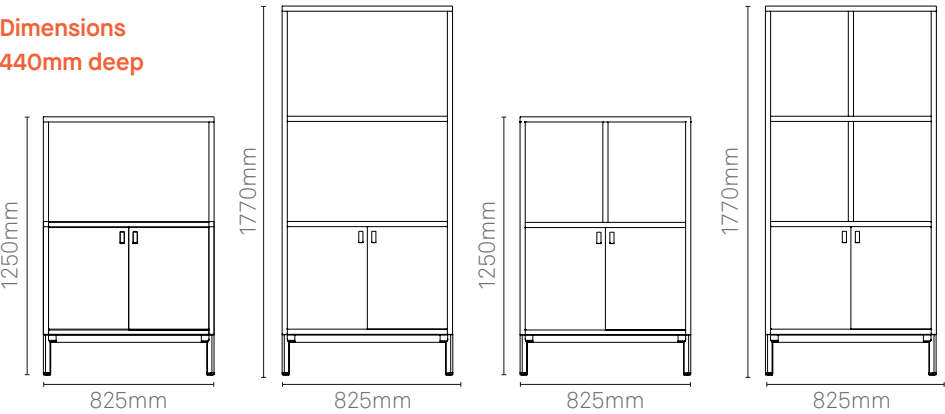
Rigid steel frame
with levelling feet*

Grain Direction
Side to side on horizontal panels and top to bottom on vertical panels. Front to back on shelves.

Aluminium cast handles in black

Storage Options
1250mm high unit with lower cupboard with internal shelf and open storage above.
1770mm high unit with lower cupboard with internal shelf and two open storage shelves above.
1250mm high unit with lower cupboard with internal shelf and two open cube storage shelves above.
1770mm high unit with lower cupboard with internal shelf and four open cube storage shelves above.

Dimensions 440mm deep



Play Storage – Product Detail

Lockers

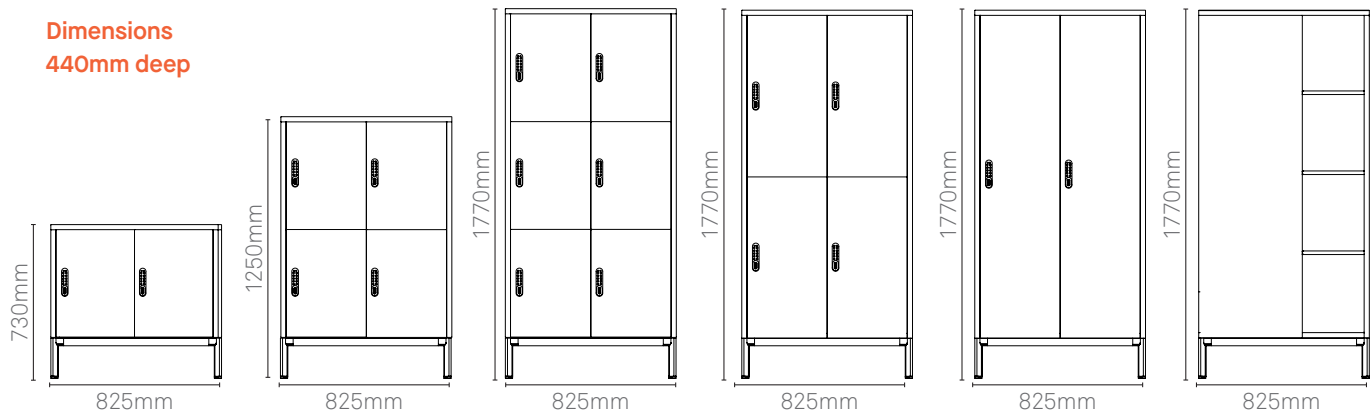


Grain Direction
Side to side on horizontal panels and top to bottom on vertical panels. Front to back on shelves.

Digital Combi Locks

Lockers Options
730mm high unit with two lockers.
1250mm high unit with four lockers.
1770 high unit with six lockers.
1770 high unit with four lockers.
1770 high unit with full length lockers.
1770 high unit with internal hanger storage and four small open shelves.

Dimensions 440mm deep



* All frames must be ordered seperately to storage units.

SENATOR

Play Storage – Product Detail

Media Unit



Grain Direction

Side to side on horizontal panels and top to bottom on vertical panels. Front to back on shelves.

Media Mounting display panel with cable access

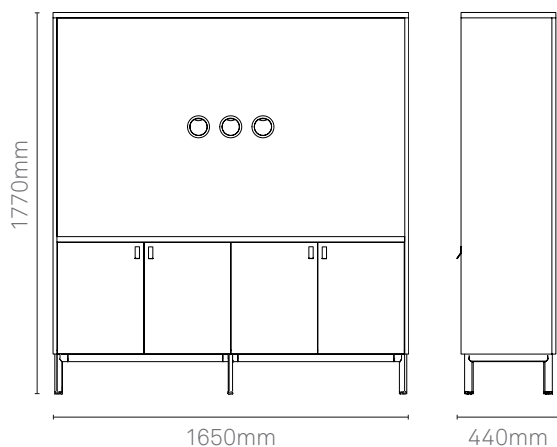
Aluminium cast handles in black.

Dual double door storage with shelf in each cupboard.

Rigid steel frame with levelling feet

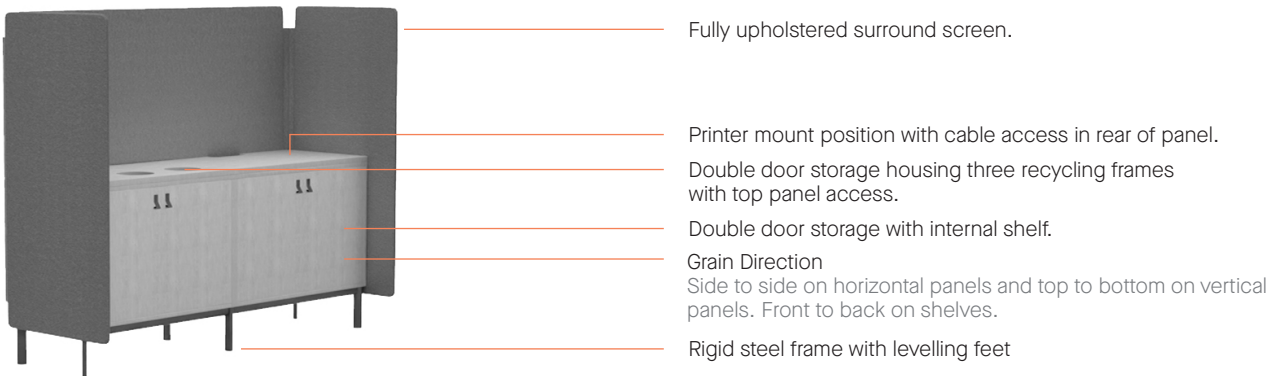
Dimensions

440mm deep

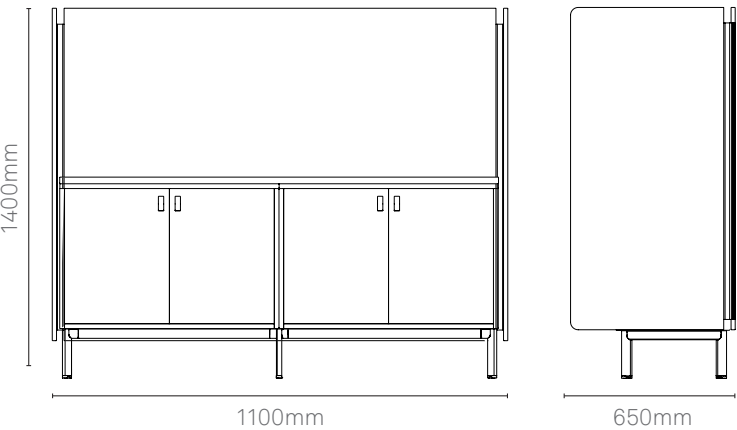


Play Printer Unit – Product Detail

Printer Unit




Dimensions
650mm Deep



SENATOR

Play Storage – Seating and Accessories

Seating



Can only be attached to base frame
Comes in sixteen different upholstery options



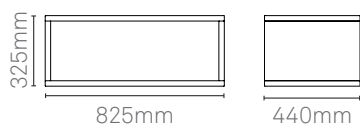
Cubby Storage



Must always sit on top of a storage or locker unit

Grain Direction

Side to side on horizontal panels and top to bottom on vertical panels. Front to back on shelves.



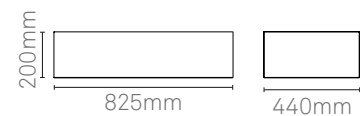
Planter



Must always sit on top of a storage or locker unit

Grain Direction

Side to side on horizontal panels and top to bottom on vertical panels. Front to back on shelves.



Accessories



Magnetic Whiteboard Panel
825mm Wide
1080mm Height



Fabric Pinnable Panel
825mm Wide
1080mm Height



Locker Shelf
375mm Wide

SENATOR

Frames*



Stand Alone Base



Starter Base



Add On Mid Base




Add On End Base


Door Finishes**



Maple




Granit Grey




Marca Grey




Mustard



Orange



Rose




Smoke Blue




Ivy

Standard Carcass Finishes***




Maple

Additional Carcass Finishes



White



Winter Oak




Strata Oak



Carini Walnut



Hacienda White



Clay


* All frames must be ordered separately to storage units.

** These finishes are only available on the Play range. The edging will always match the carcass.


*** Unless specified, will always be used as standard.

**** Storage handles and locks will always be black.


Frame Finishes*



White




Black




Pistachio



Totally Orange




Anthracite




Traffic Yellow


Fabric Finishes



Napier




Silcoates



Silverdale



Dartsmouth



Fairfield



Stanford



Goldsmith



Oriol



Eynesbury




Bryanston



Tyndale



Cardiff



Hull



Edinburgh



Vassar



Woodcroft

* All frames must be ordered seperately to storage units.